

# Asia Pacific Metrology Programme

## *Short Report of the progress of* *CCAUV.V-K3*

Qiao SUN  
the 10<sup>th</sup> CCAUV meeting  
25-27 Nov. 2015  
BIPM

# Measurements completed



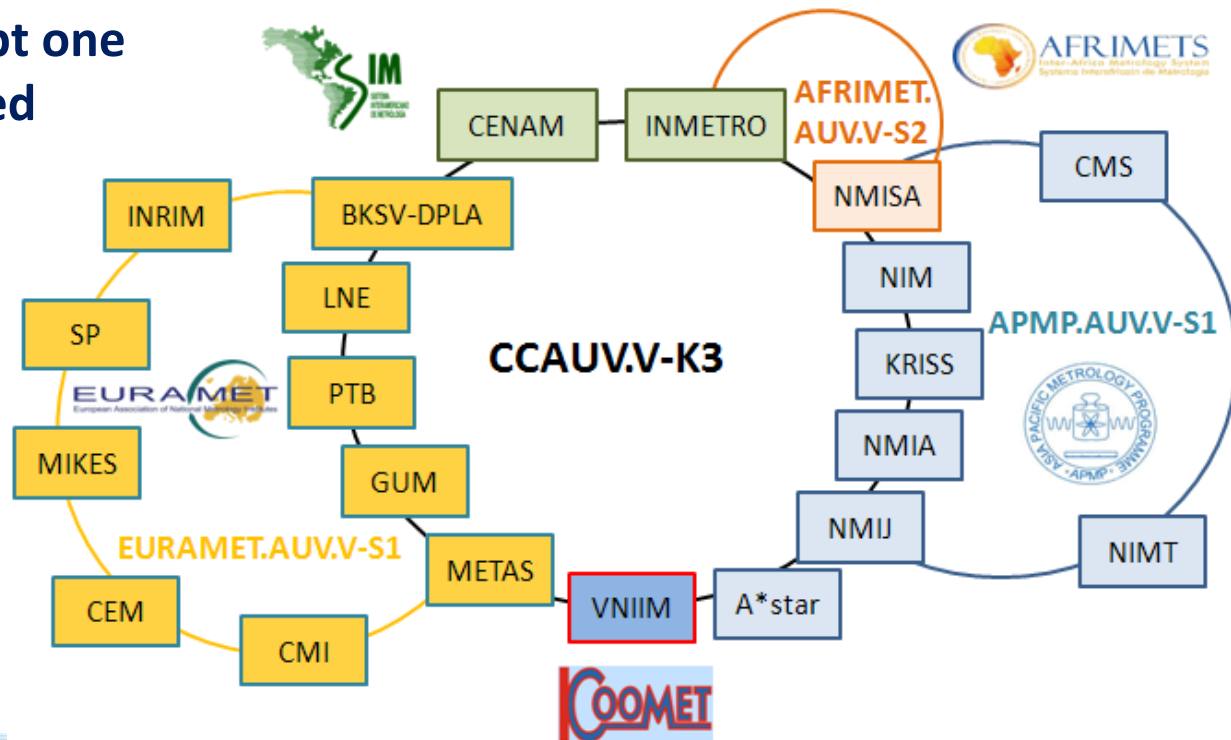
**CCAUV.V-K3**

**0.1-40 Hz**

**low-frequency vibration comparison**

BKSV-DPLA , CENAM, GUM, INMETRO, KRISS, **LNE**, METAS, **NIM**, NMC, NMIA, NMIJ, **NMISA**, PTB and VNIIM (**14**).

- all measurements completed
- all results received, except one in **12 months** as scheduled



**Asia Pacific Metrology Programme**

# Remaining task

---

- Final check of the stability of artefact
- Data analysis
- Comparison report drafted
- Approval process

*Publication expected in 2016*



# **Asia Pacific Metrology Programme**

***Proposal for Low-intensity Shock***

***Key Comparison CCAUV.V-K4***

# **Asia Pacific Metrology Programme**

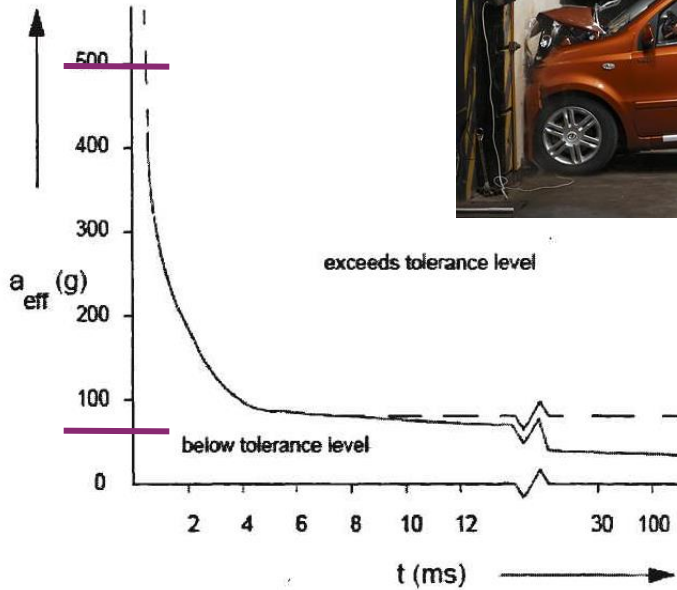
- 1. Background**
- 2. APMP Pilot Comparison in shock**
- 3. Proposal of CCAUV.V-K4**

# Background



— Possibility of serious injury  $\leq 10\%$

$$HIC = \left( \frac{1}{t_1 - t_2} \int_{t_1}^{t_2} a dt \right)^{2.5} (t_2 - t_1)$$



Wayne State Tolerance Curve

New Car Assessment Program



# Background

## Traceable Dynamic Measurement of Mechanical Quantities



JRP201 - Dynamic Measurement, 3584 k€, 242 PM

Shock acceleration

### JRP Objectives

- Establish infrastructure for traceable dynamic measurements of force, pressure and torque
- Set up and validate primary calibration methods
- Develop methods for consistent measurement uncertainty calculation
- Provide dynamic traceability of electric measurement chain

### Dynamic Force Measurement



Shock and sinusoidal forces

### Dynamic Pressure Measurement



Shock pressure in gas and hydraulic fluids


### Dynamic Torque Measurement



Sinusoidal torque under rotating and non-rotating conditions

### State of the Art

- Static calibration only
- Transducer's response to dynamic signals is frequency-dependent
- Dynamic effects of electrical conditioning equipment not quantified
- Interaction with embedding mechanical structure not considered
- Static calibration not sufficient for dynamic applications



# Background

## TC Initiative project on primary shock acceleration comparison with laser interferometry

Major objectives, activities and outcomes from the project

- To promote establishment of shock-acceleration calibration
  1. NIM guest scientist stayed at the CMS-ITRI to make a planning study, to evaluate some equipments.
  2. Findings were presented at the Workshop in conjugated with TCAUV meeting in 2011.
- Project Budget and Its Use
  - US\$5000, to be used for equipments and bus transportation fee for on-site visit during the workshop



# Background



Meas. Sci. Technol., 2011

NMIJ



Measurement, 2012

CMS



Meas. Sci. Technol., 2014

NIM


IOP PUBLISHING  
Meas. Sci. Technol. 21 (2010) 065107 (10pp)

MEASUREMENT SCIENCE AND TECHNOLOGY  
doi:10.1088/0957-0233/21/6/065107

## Calibration of vibration pick-ups with laser interferometry: part IV. Development of a shock acceleration exciter and calibration system

H Nozato, T Usuda, A Oota and T Ishigami

National Metrology Institute of Japan, National Institute of Advanced Industrial Science and Technology,  
Tsukuba, Ibaraki 305-8563, Japan  
Measurement 45 (2012) 2383-2387



5000 m s<sup>-2</sup> is a  
o precisely  
celeration  
ration system, the  
lisions between  
d on an edge  
metallic bar. The  
ith traceable

### The set up of primary calibration system for shock acceleration in NML ☆

Yu-Chung Huang\*, Jiun-Kai Chen, Hsin-Chia Ho, Chung-Sheng Tu, Chao-Jung Chen

Industrial Technology Research Institute, Hsinchu, Taiwan, ROC

IOP Publishing  
Meas. Sci. Technol. 25 (2014) 075003 (7pp)

Measurement Science and Technology  
doi:10.1088/0957-0233/25/7/075003

#### ARTICLE INFO

Article history:  
Available online 6 December 2011

Keywords:  
Primary shock calibration system  
Airborne anvil

#### ABSTRACT

This paper mainly describes to set up and evaluate a 16063-13:2001 standard. Electronic spare parts, the product impact test and so on consideration of that, NML which calibrates the acceleration. The shock machine structure of primary shock calibration. The electromagnetic control hammer through the DC power impacts an airborne hammer which is fixed on PU rubber which is fixed on an accelerometer which is a pulse signal during the instant and different hardness rubber time. At the same time modified Michelson and Modulator is derived through two from the displacement.

At present the acceleration is 5000 m/s<sup>2</sup>, the shock pulse expanded uncertainty is less to improve and expand the customers in the future.

## A primary standard for low-g shock calibration by laser interferometry

Qiao Sun<sup>1,2</sup>, Jian-lin Wang<sup>1</sup> and Hong-bo Hu<sup>2</sup>

<sup>1</sup> Beijing University of Chemical Technology, 15 BeiSanHuanDongLu, Beijing 100029, People's Republic of China

<sup>2</sup> National Institute of Metrology, 18 BeiSanHuanDongLu, Beijing 100013, People's Republic of China  
E-mail: sunq@nim.ac.cn

Received 15 January 2014, revised 8 April 2014

Accepted for publication 9 April 2014

Published 14 May 2014

#### Abstract

This paper presents a novel implementation of a primary standard for low-g shock acceleration calibration by laser interferometry based on rigid body collision at National Institute of Metrology, China. The mechanical structure of the standard device and working principles involved in the shock acceleration exciter, laser interferometers and virtual instruments are described. The novel combination of an electromagnetic exciter and a pneumatic exciter as the mechanical power supply of the standard device can deliver a wide range of shock acceleration levels. In addition to polyurethane rubber, two other types of material are investigated to ensure a wide selection of cushioning pads for shock pulse generation, with pulse shapes and data displayed. A heterodyne He-Ne laser interferometer is preferred for its precise and reliable measurement of shock acceleration while a homodyne one serves as a check standard. Some calibration results of a standard acceleration measuring chain are shown in company with the uncertainty evaluation budget. The expanded calibration uncertainty of shock sensitivity of the acceleration measuring chain is 0.8%,  $k=2$ , with the peak acceleration range from 20 to 10 000 m s<sup>-2</sup> and pulse duration from 0.5 to 10 ms. This primary shock standard can meet the traceability requirements of shock acceleration from various applications of industries from automobile to civil engineering and therefore is used for piloting the ongoing shock comparison of Technical Committee of Acoustics, Ultrasound and Vibration (TC43) of Asia Pacific Metrology Program (APMP), coded as APMP.AUV.V-P1.

Keywords: metrology, primary shock calibration, shock acceleration, laser interferometry, measurement uncertainty

Asia Pacific Metrology Programme



# Background



## Strategy Document for Rolling Programme Development for 2013 to 2023

### The Consultative Committee for Acoustics, Ultrasound and Vibration

#### 7.V Vibration

Sub-area/ Reference No.	Description	Rationale	How far the light shines	Expected start
Vibration sine-excitation	Comparison of primary calibration in magnitude and phase	Coverage of traditional calibration services in acceleration	0.1 Hz to 200 Hz This will be a regular KC to be repeated in 8 y intervals (subject to discussion)	2013/14
Vibration sine-excitation	Comparison of primary calibration of magnitude and phase	Coverage of traditional calibration services in acceleration	40 Hz to 10 kHz This will be a regular KC to be repeated in 8 y intervals (subject to discussion)	2013/14 2021/22
Vibration: Shock excitation	Primary calibration with parameter identification	Increasing number of NMIs with the capability and demand for CMCs	100 m/s <sup>2</sup> to 10 <sup>5</sup> m/s <sup>2</sup> This will ultimately be a regular KC to be repeated in an 8 year interval. The precondition is a validated procedure and possibly a pilot study: This area may be split into high intensity shock and low intensity shock	2014/15 2021/2022

# Asia Pacific Metrology Programme

1. Background

**2. APMP Pilot Comparison in shock**

3. Proposal of CCAUV.V-K4

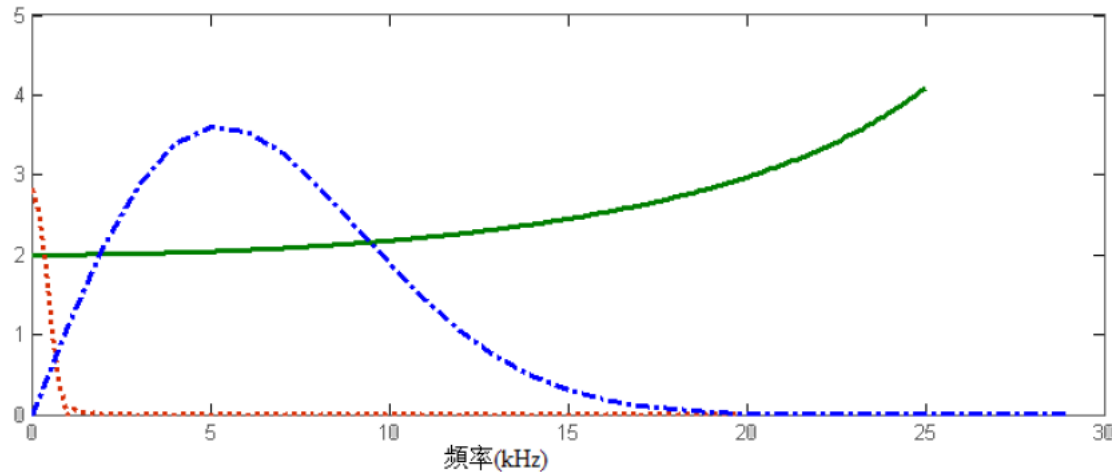
# APMP Pilot Comparison in Shock

☀ Three conditions for a possible comparison of shock sensitivity at low intensity

- ◆ Similar pulse shape
- ◆ Wide pulse duration
- ◆ Low acceleration level



- Accelerometer dynamic frequency characteristic
- ⋯ Body motion exciting signal frequency response
- · - · Hokinson bar exciting signal frequency response



# APMP Pilot Comparison in Shock

---


- ☀ The voltage sensitivity is calculated as the ratio of the amplitude of the Accelerometer Chain output voltage to the shock peak value at its reference surface.
- ☀ The peak acceleration range of the measurements was agreed to be from **500 m/s<sup>2</sup> to 5 000 m/s<sup>2</sup>**. Specifically, the laboratories are supposed to measure at the following acceleration levels (all values in m/s<sup>2</sup>).
  - ◆ 500, 1 000, 2 000, 3 000, 4 000, 5 000.
- ☀ Specific conditions for the measurements of this comparison are:
  - ◆ duration of monopole shock pulse is within **0.3 to 3 ms**. A series of 0.5 ms, 1 ms, 1.5 ms and 2 ms are recommended, with the reference of 2 ms at a peak acceleration of 1 000 m/s<sup>2</sup>.
  - ◆ duration of dipole shock pulse at **1 000 m/s<sup>2</sup>** as option is within **0.03 to 0.2 ms**. A series of 0.03 ms, 0.05 ms, 0.07 ms, 0.10 ms, 0.25 ms and 0.20 ms are recommended, with the reference of 0.1 ms at a peak acceleration of 1 000 m/s<sup>2</sup>.



# APMP Pilot Comparison in Shock



## Various shock calibration standards



Hammer-anvil impact (2: CMS, NIM)



PN-LMS (1: SPEKTRA)

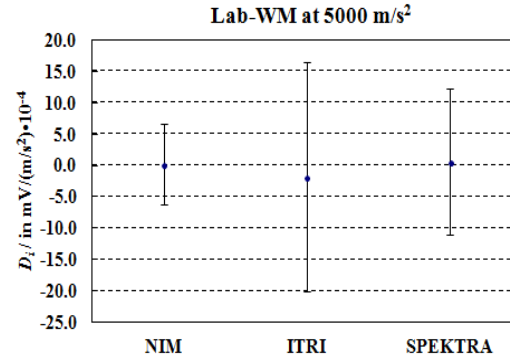
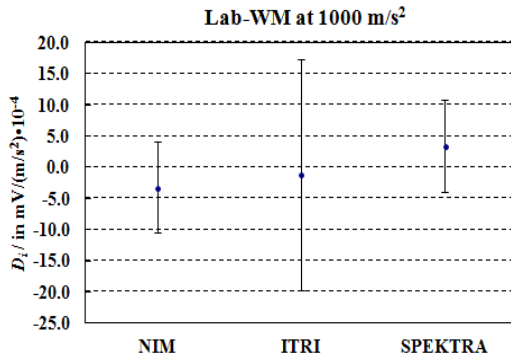


Hopkinson bar  
(3: NIM, NIMT, SPEKTRA)

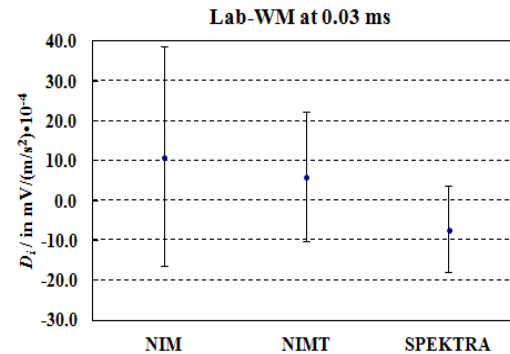
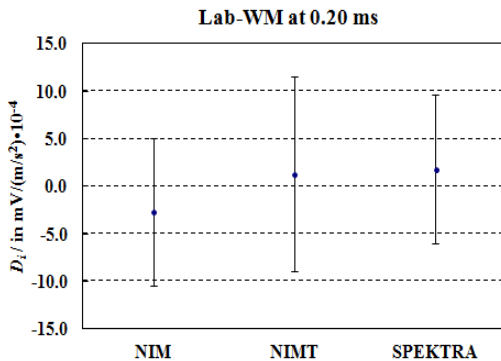
**Note:**  
Self-developed and commercial types are employed with laser interferometry in the comparison.



# APMP Pilot Comparison in Shock



Degree of equivalence for voltage sensitivities under monopole shock excitation at 1000 m/s<sup>2</sup>, 2.0 ms and 5000 m/s<sup>2</sup>, 0.8 ms



Degree of equivalence for voltage sensitivities under dipole shock excitation at 1000 m/s<sup>2</sup>, 0.20 ms and 0.03 ms



# APMP Pilot Comparison in Shock

**IOPscience** Journals \* Books Login \*  Search Article lookup \*  
Metrologia  Email alert RSS feed

Metrologia \* Volume 52 \*  
Qiao Sun and Hongbo Hu 2015 Metrologia 52 09002 doi:10.1088/0026-1394/52/1A/09002

**Final report on pilot comparison of low intensity shock APMP.AUV.V-P1**

Qiao Sun<sup>1</sup> and Hongbo Hu<sup>1</sup>  
[Hide affiliations](#)  
<sup>1</sup> National Institute of Metrology, P R China

Tag this article

**Abstract** **Metrics**

**PILOT STUDY**

This is the final report for pilot comparison APMP.AUV.V-P1 in the area of low-intensity 'shock', which in this case means monopole and dipole shock acceleration. The aim of this comparison was to measure the shock voltage sensitivity of one Accelerometer Chain with primary means under monopole shock excitation in the acceleration range from 500 m/s<sup>2</sup> to 5 000 m/s<sup>2</sup>, and under dipole shock excitation with the reference acceleration of 1000 m/s<sup>2</sup> and pulse duration from 0.03 ms to 2.0 ms. Four laboratories with primary shock calibration capability have participated in the comparison with National Institute of Metrology, P R China as pilot lab. One standard accelerometer of back-to-back type with a charge amplifier (Accelerometer Chain) was circulated among the participants. The pilot comparison reference values have been calculated using the weighted mean value of the results. The degrees of equivalence calculated from the data submitted by the four laboratories, support the uncertainty of measurement reported by them for the calibration of the shock sensitivities of accelerometer. At the reference acceleration of 1 000 m/s<sup>2</sup> and pulse duration of 2 ms (specified in ISO 16063-13:2001), the participating laboratories calibrated the Accelerometer Chain with their claimed relative expanded uncertainty ( $k = 2$ ), the smallest of which equal to 0.5%, i.e. smaller than the limit specified by the ISO standard. The completion of APMP.AUV.V-P1 can serve as part of the basis for a planned key comparison targeted at low intensity shock range at CC level.

**Main text.** To reach the main text of this paper, click on [Final Report](#).

The final report has been peer-reviewed and approved for publication by the CCAUV.

**Share**  
[Post to CiteUlike](#)  
[Post to Bibsonomy](#)

**View by subject**  
All Subjects  
All Dates  
 All journals  
 This journal only [Search](#)

**Export**  
BibTeX format (bib)  
 Abstract [Export Results](#)

Dates Issue 1A (Technical Supplement 2015)



Asia Pacific Metrology Programme

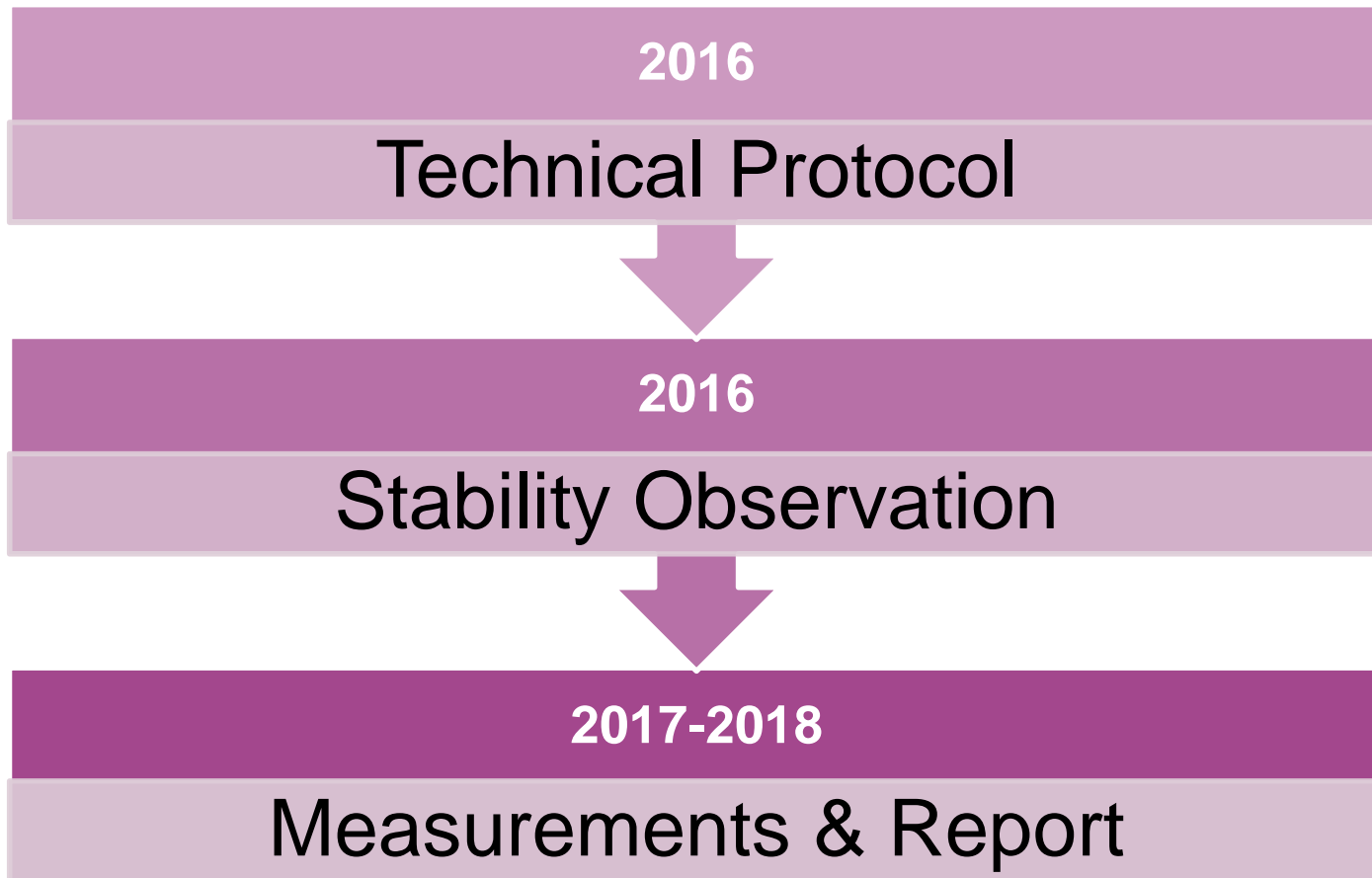


# Asia Pacific Metrology Programme

1. Background
2. APMP Pilot Comparison in shock
- 3. Proposal of CCAUV.V-K4**

# Proposal of CCAUV.V-K4

---



# Asia Pacific Metrology Programme

**Thanks for your attention!**

[sunq@nim.ac.cn](mailto:sunq@nim.ac.cn)

