



**Time and Frequency  
Activities  
GUM, Poland  
Albin Czubla**

**Laboratorium  
Czasu i Częstotliwości  
Zakład Elektryczny  
Główny Urząd Miar (GUM)**

**Time and Frequency  
Laboratory  
Electricity Department  
Central Office of Measures (GUM)**


**Główny Urząd Miar  
2 Elektoralna Str., 00-950 Warsaw, P-10**

**phone: +48 22 581 91 56  
fax: +48 22 581 94 99  
e-mail: [timegum@gum.gov.pl](mailto:timegum@gum.gov.pl)**

# Introduction 1/2



**Warsaw**



**Central Office of Measures (GUM – polish: *Główny Urząd Miar*) is a National Metrology Institute responsible for the highest level of measurement traceability in the most metrology domains in Poland. Established in 1919.**

# Introduction 2/2

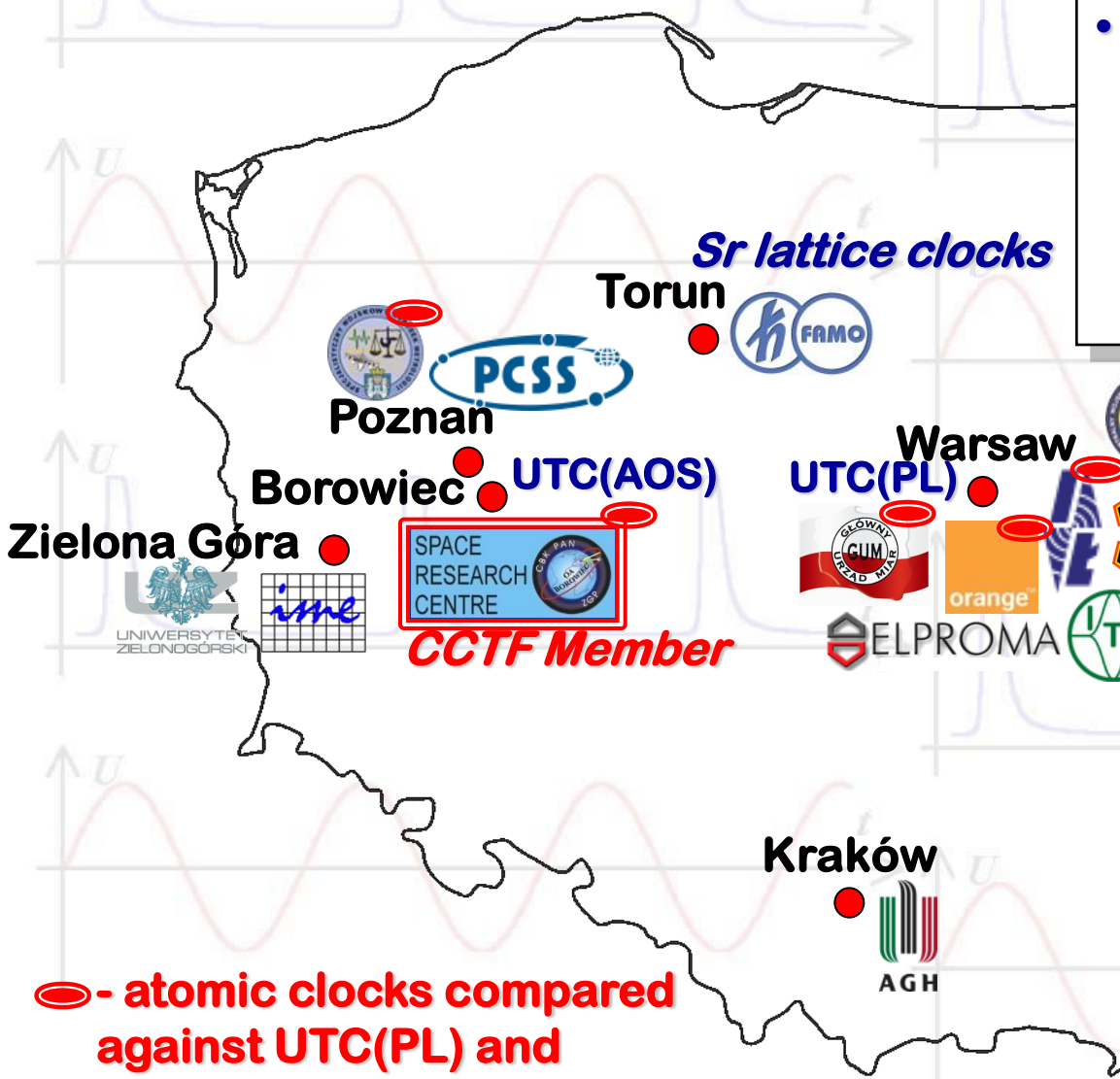
## (Time and Frequency community in Poland)

• A wide area of cooperation of Central Office of Measures within time and frequency community in Poland (according to formal and financial capabilities)

• Regular meetings (once or twice a year)

• Common projects and/or working cooperation/consultation

• A good environment to discuss new ideas, improvement methods, ...

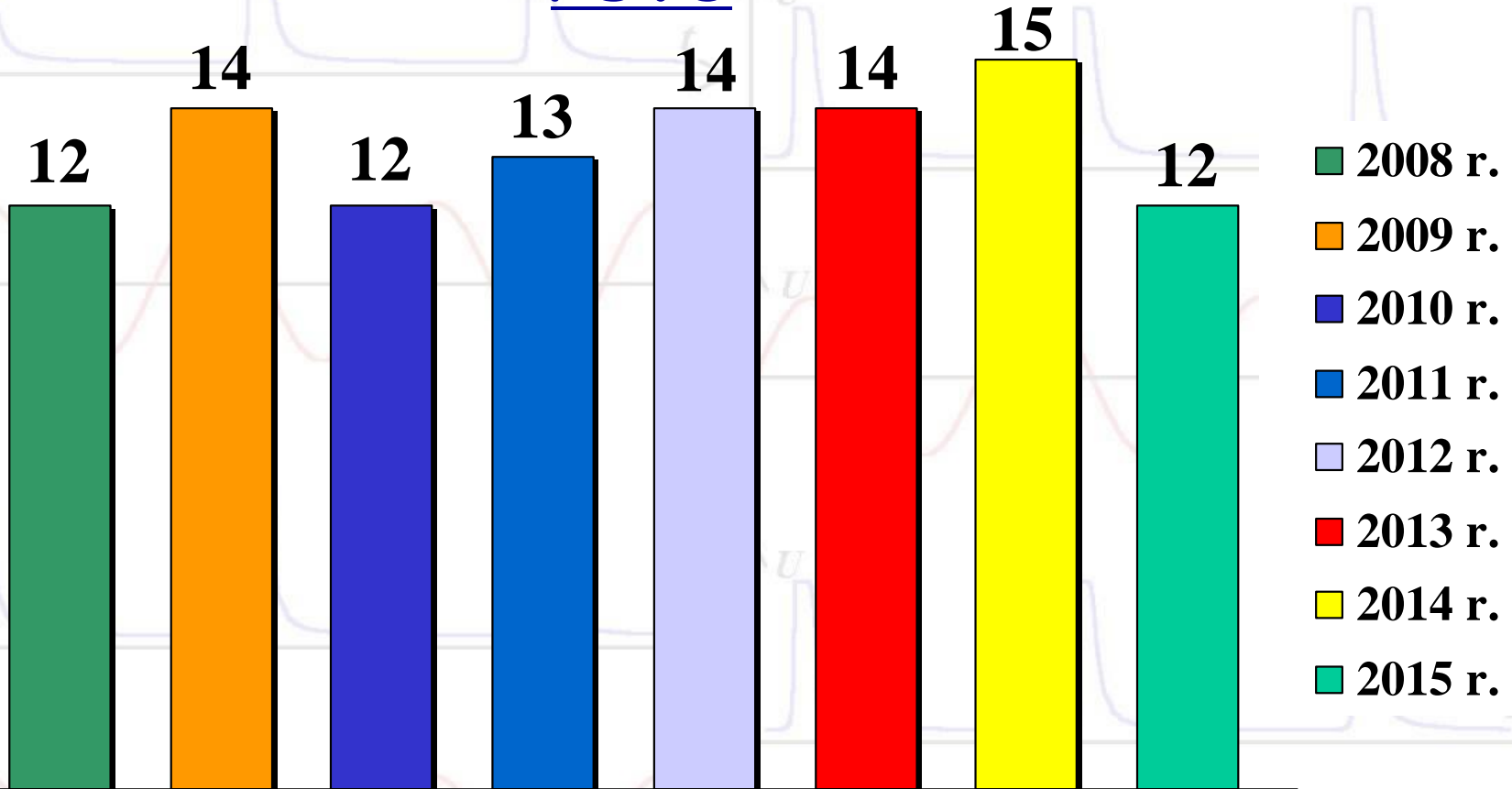


○ - atomic clocks compared against UTC(PL) and participating in TAI and UTC

# A wide contribution of the Polish clocks in TAI



/ UTC



**Number of Polish clocks contributing in TAI and UTC**

**This requires GUM to analyse measurement data, recognize any abnormal behaviour and regularly determine differences between clocks and UTC(PL)**



# The Polish independent atomic timescale TA(PL)

Published in Circular T since 2001



contributing clocks  
CONTINUOUS COMPARISONS

{UTC(PL) - Clock(x)}

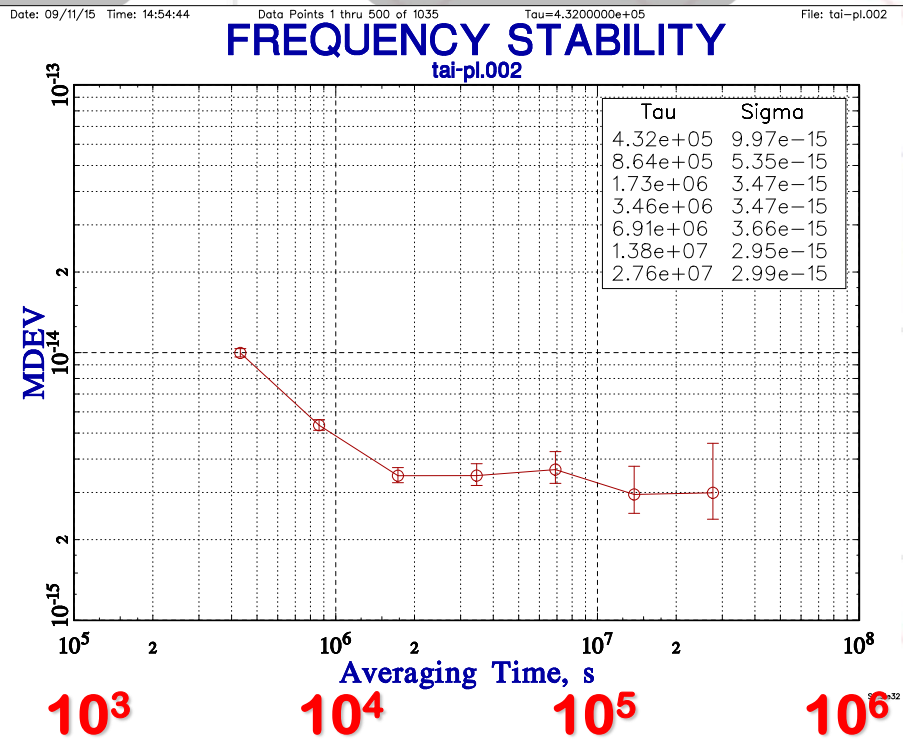
{TA(PL) - Clock(x)}

**GUM**

**AOS  
SRC PAS**

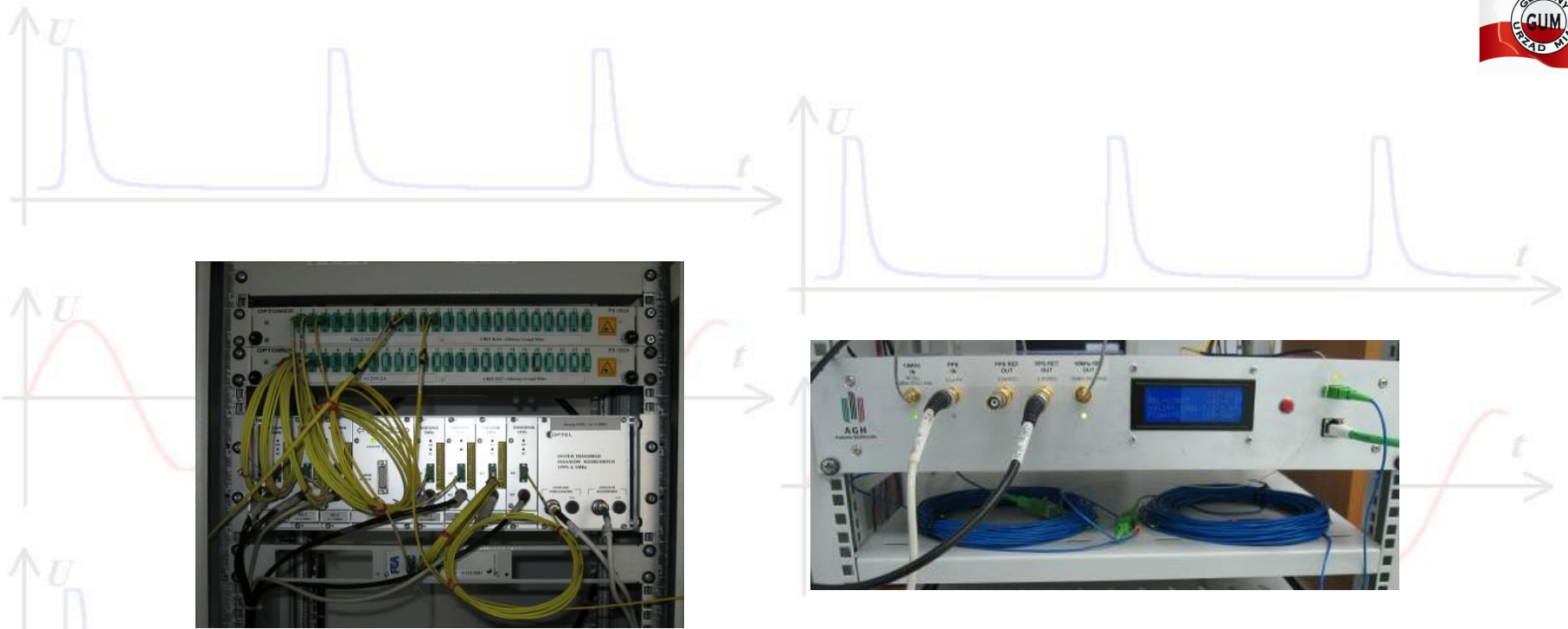
TA(PL)  
TA(PL)  
TA(PL)

computed scale



# Main T&F activities at Central Office of Measures

- 1. T&F national standard, UTC(PL), TA(PL) and coordination in-country comparison within participation of PL in TAI and UTC**
  - 2. Precise time and frequency transfer over optical fiber links**
  - 3. GNSS time transfer system performance monitoring**
  - 4. Analysis of precise time interval measurements performed with Time Interval Counters**
- Active participation in the activities of TCTF EURAMET - sharing the knowledge and experience**



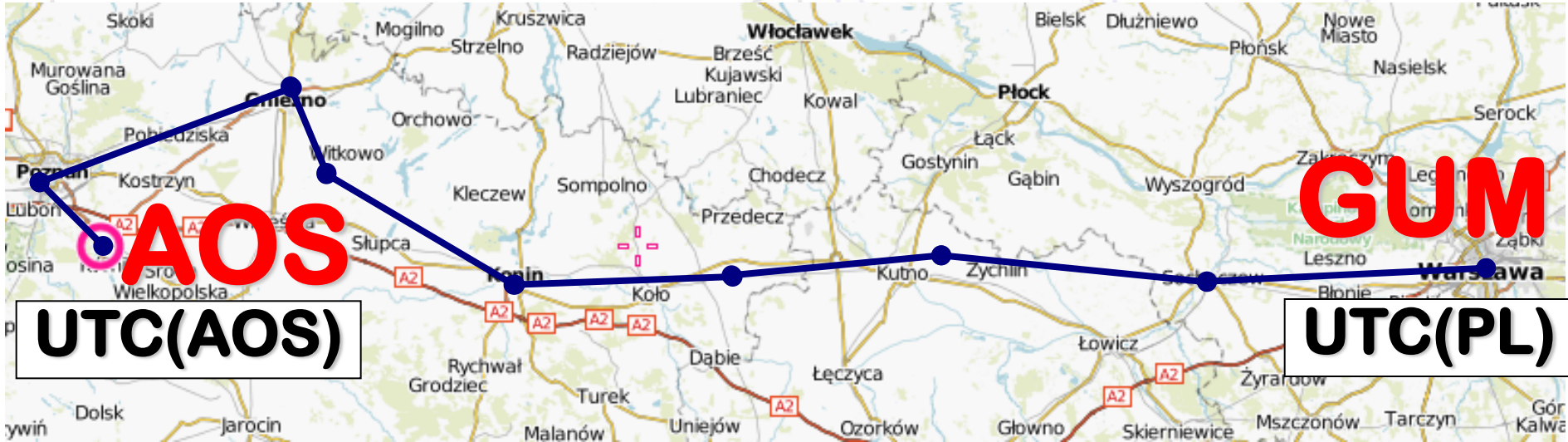
## 2. Precise time and frequency transfer over optical fiber links

# Available optical fiber connections - locally





# Long distance optical fiber connection: GUM-AOS



**270 km** – the distance in a straight line

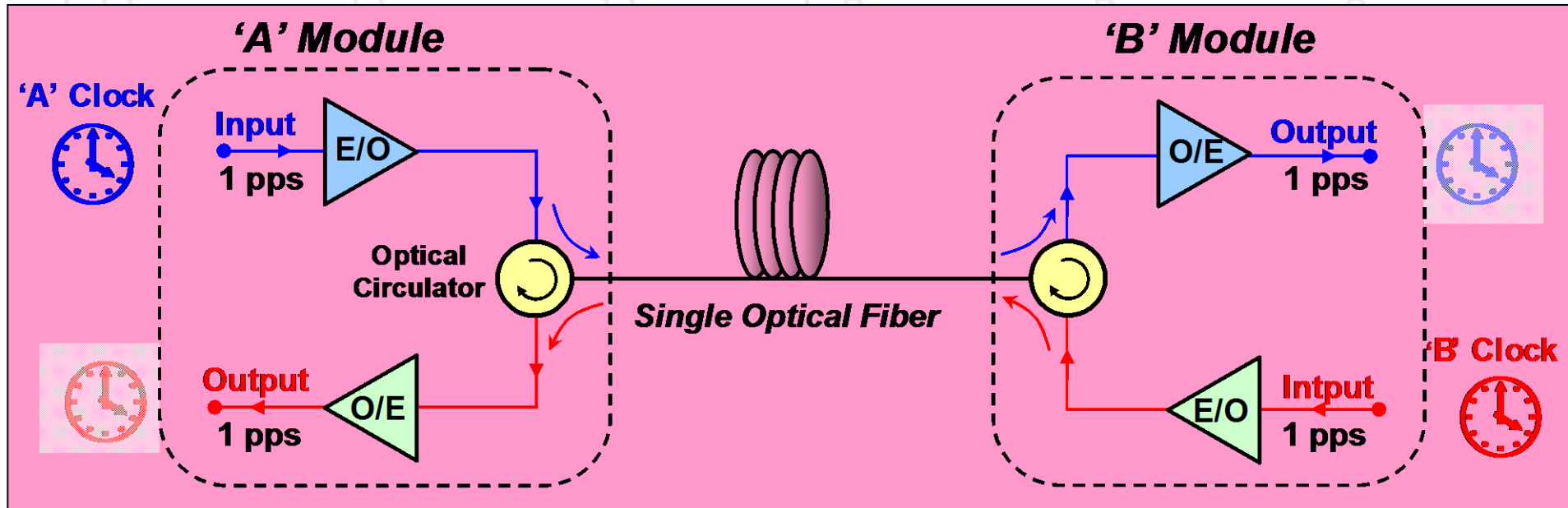
**420 km** – the distance **along optical fiber**

**120 dB** – attenuation (6 amplifiers)

**300 ns** – **annual variations of optical fiber delay**

**1700 ps/nm** – **accumulated chromatic dispersion**

# Applied methods: standard Two-Way Method



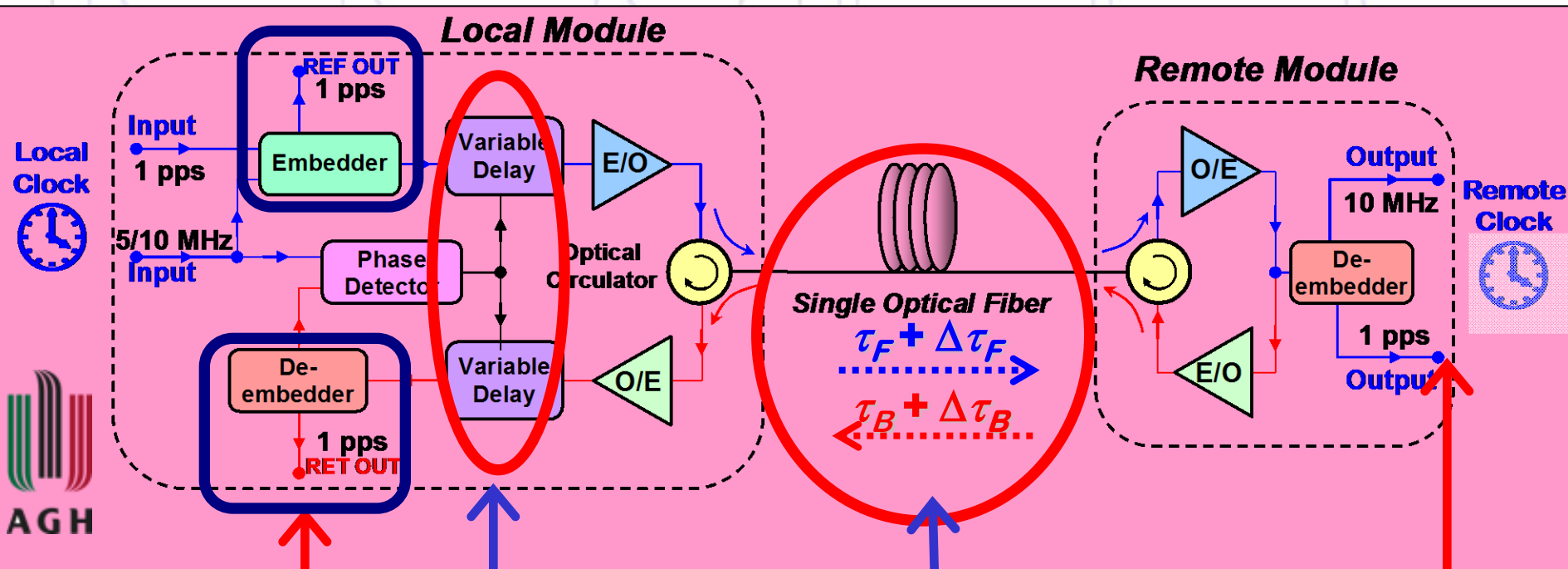
„simultaneous” measurements and exchange measurement data



$$Clock(A) - Clock(B) \approx \frac{TIC(A) - TIC(B) - Dly_{B \rightarrow A} + Dly_{A \rightarrow B}}{2}$$

$$U_{cal} \approx 0.6 \text{ ns}$$

# Applied methods: stabilization of propagation delay



Possible calibration during operation of the link

Optical fiber subject to change Delay

Stabilised propagation Delay

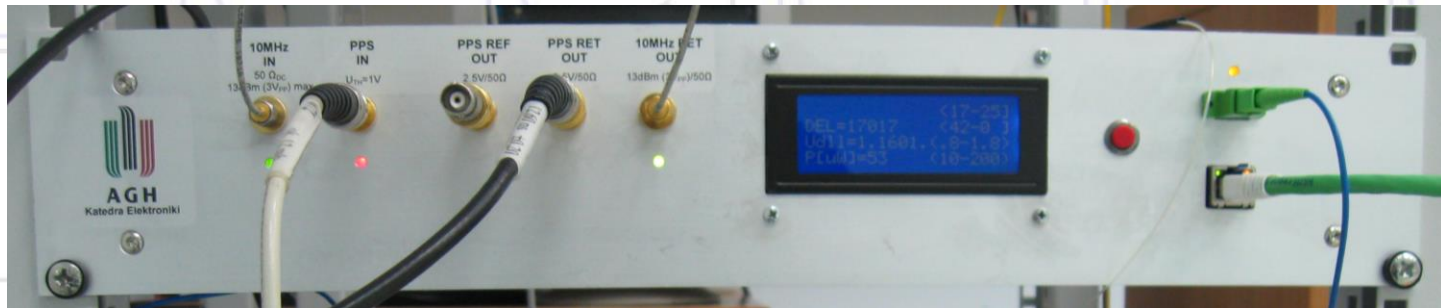
Electronic Variable Delay Lines

$$\Delta\tau_F \approx \Delta\tau_B$$

$$\Delta\tau_{DF} \approx \Delta\tau_{DB}$$

$$\Delta\tau_{DF} + \Delta\tau_F = \Delta\tau_{DB} + \Delta\tau_B \approx 0$$

# Calibration of the link: calibration available „on request”



$$\tau_{IN \rightarrow OUT} = \frac{1}{2} \tau_{REF \rightarrow RET} + \tau_{IN \rightarrow REF} + \frac{1}{2} (\tau_{FIB\_F} - \tau_{FIB\_B}) + \frac{1}{2} \tau_H$$

**During 3½ years of operation of the link GUM-AOS:**

**3 – times** there occurred **planned intentionally** small changes of the optical fiber connection

**8 – times** there occurred **unexpected braeking** of optical fiber connection (need to weld breaks)



# Exemplary uncertainty budget of calibration of the link GUM-AOS



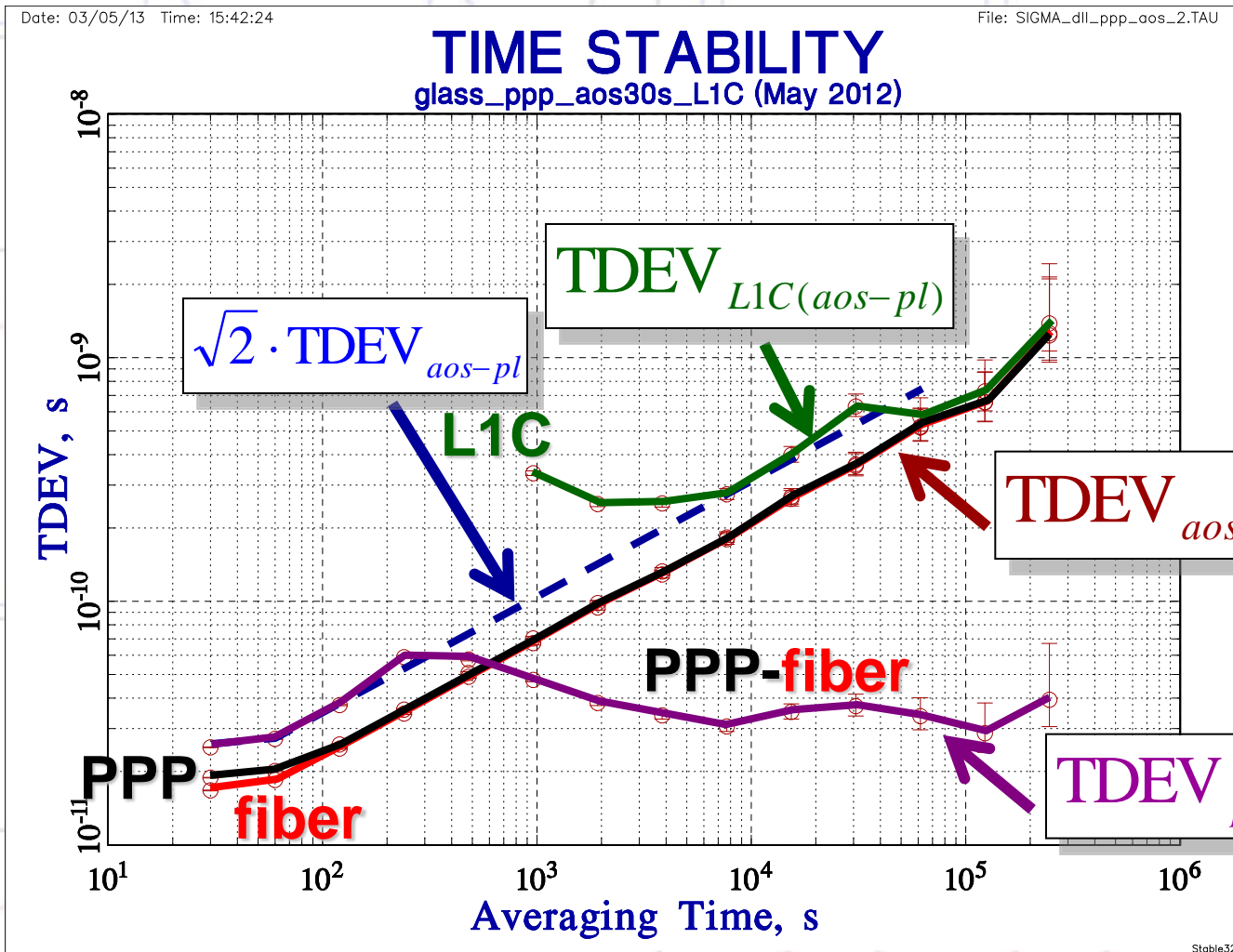
	determined quantity	estimate	sensitivity coefficient	standard uncertainty	uncertainty contribution
1	$\tau_{UTC(PL) \rightarrow REF}^{(a)}$	420.17 ns	1	100 ps	100 ps
2	$\tau_{REF \rightarrow RET}^{(a)}$	4 093 944.73 ns	0.5	100 ps	50 ps
3	$\tau_{\Delta\lambda}^{(b)}$	2.950 ns	0.5	19 ps	9.5 ps
4	$\tau_S^{(c)}$	-1.686 ns	0.5	5 ps	2.5 ps
5	$\tau_B^{(d)}$	0 ns	0.5	1.2 ps	0.6 ps
6	$\tau_H^{(e)}$	26.565 ns	0.5	8.8 ps	4.4 ps
$\tau_{UTC(PL) \rightarrow OUT}$		2 047 406.45 ns	complex uncertainty:		112.3 ps

**For TIC with  $u = 10$  ps, it is possible to obtain uncertainty of calibration of 16**

# Stability of measurements UTC(AOS)- UTC(PL)



(PPP, fiber link, L1C and a difference: PPP-fiber)

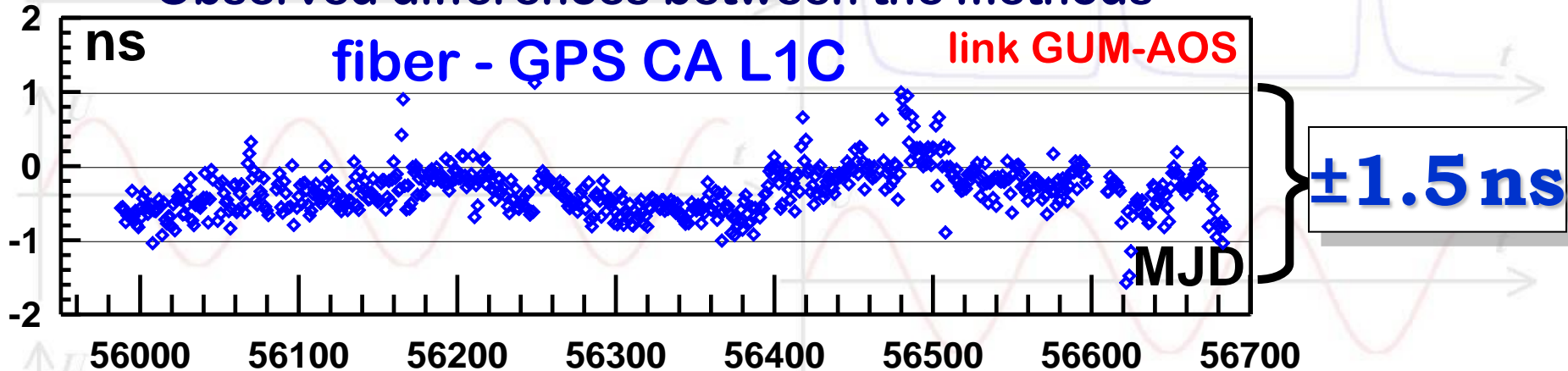


The short-term stability of the **PPP** and **fiber link** are practically the same, but ...

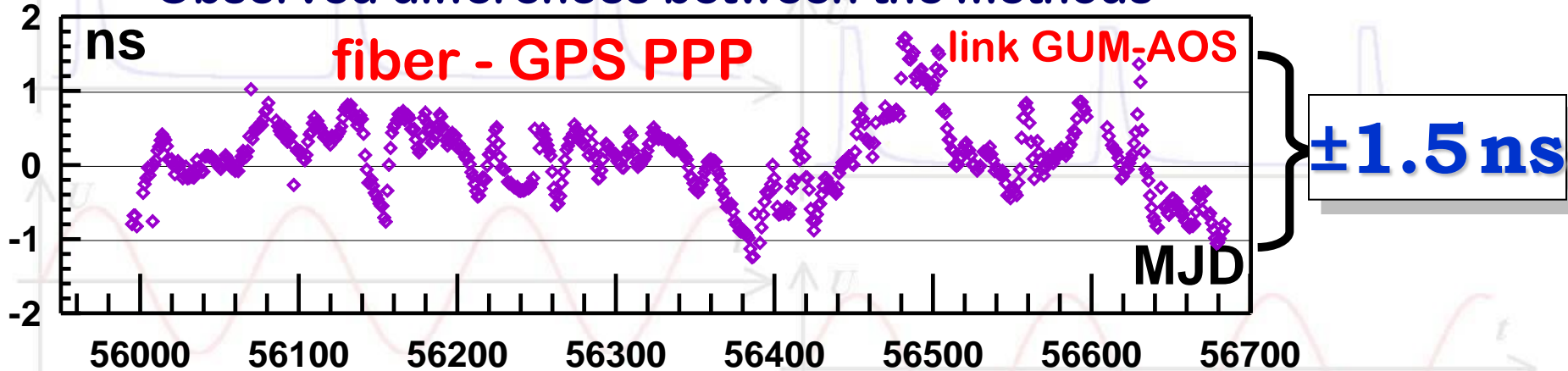
# Results of measurements UTC(AOS)-UTC(PL) (differences: fiber-L1C and fiber-ppp)



Observed differences between the methods

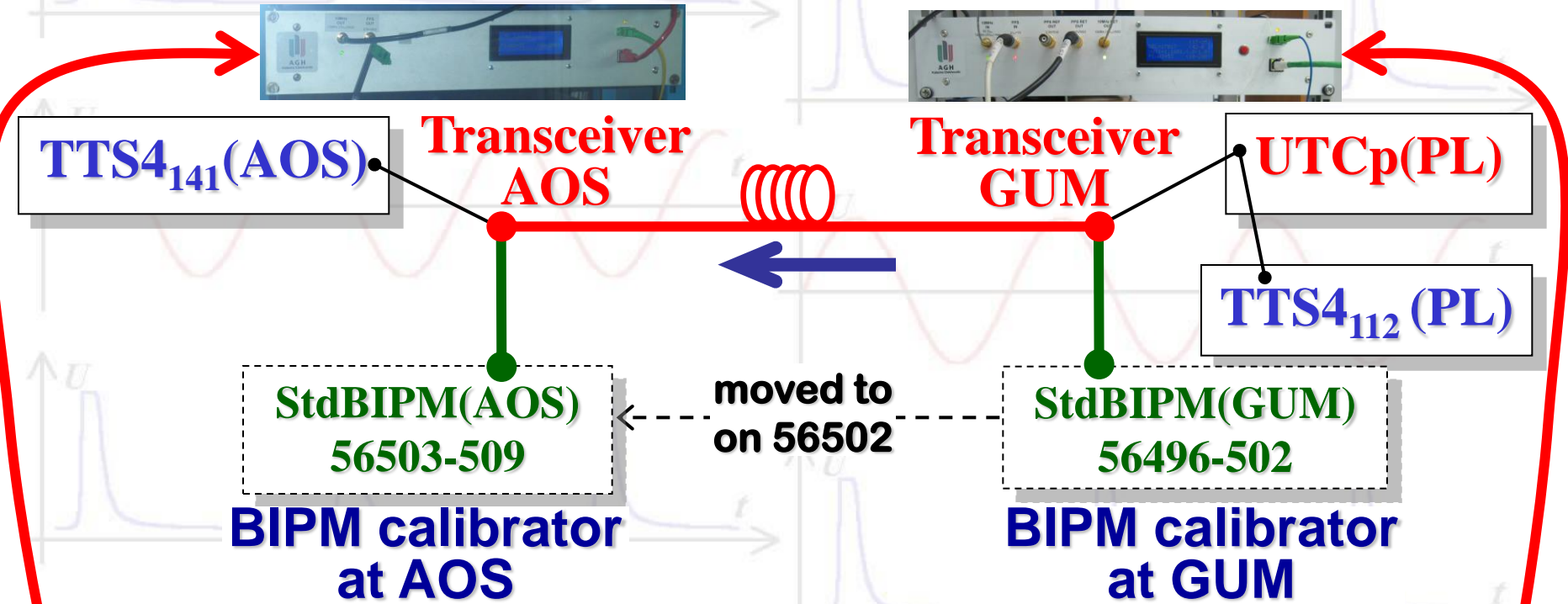


Observed differences between the methods




... the observed differences fluctuate within c.  $\pm 1.5$  ns.  
**Imperfections of calculations or other effect?**

# Measurements with **BIPM calibrator** at optical fiber link **GUM-AOS**



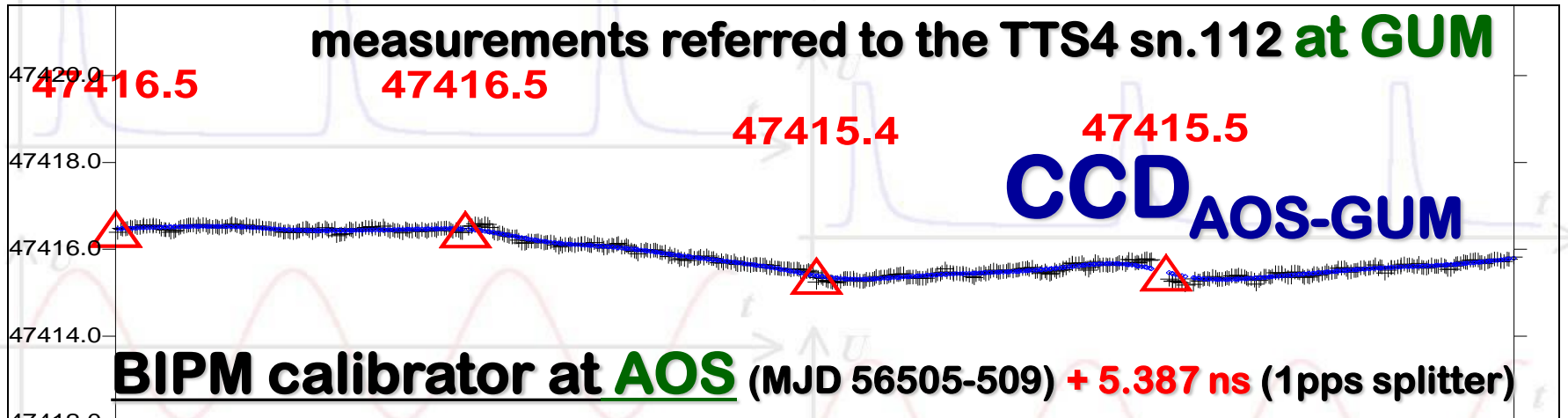
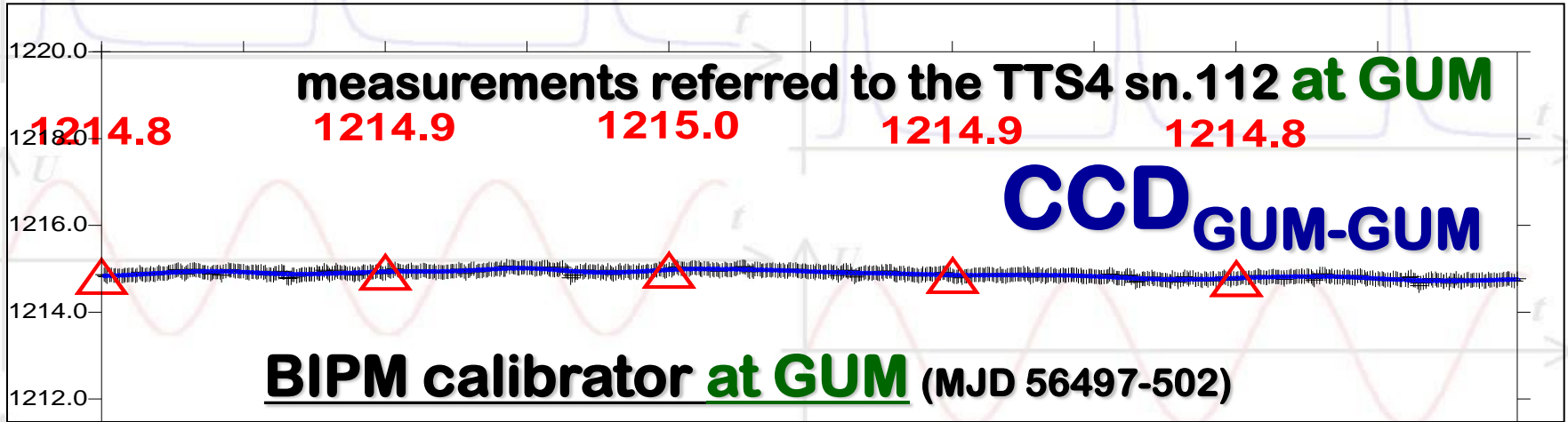
All measurements with **UTC(PL)** as a reference



... 2 046 196.23 ns ± 0.06 ns (1-σ) ...



# PPP results: **BIPM -TTS4** sn.112 **GUM**



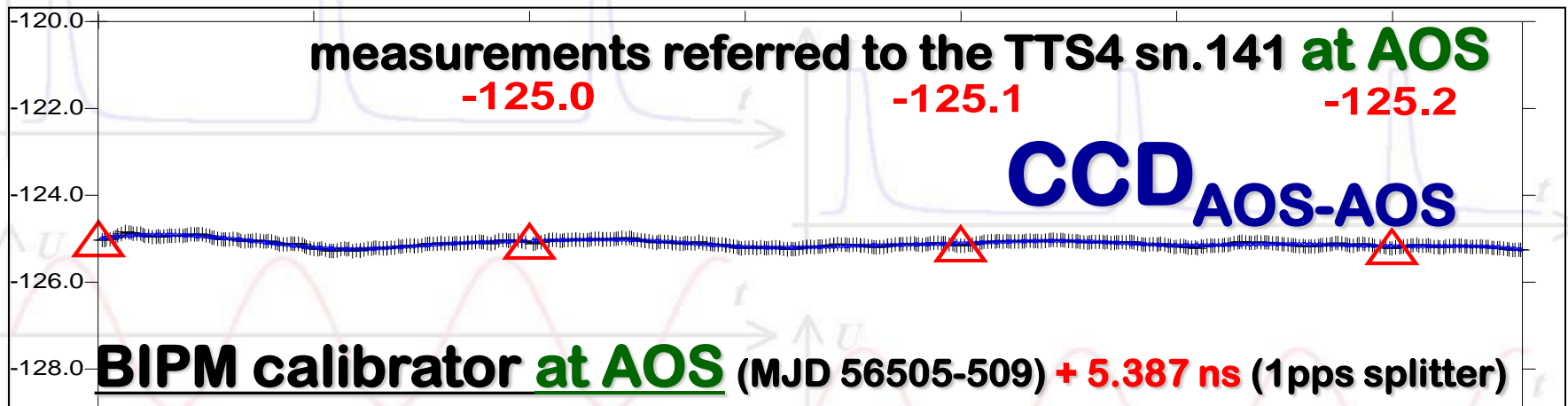
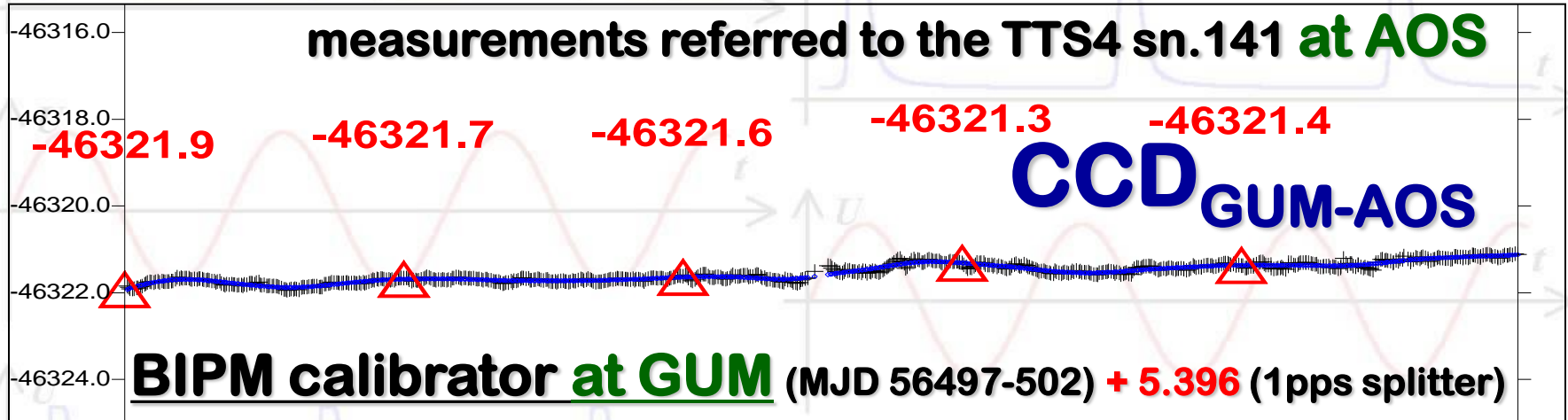
**2 046 195.37 ns ± 0.67 ns**

**2 046 196.23 ns ± 0.06 ns**

**PPP - OF = -0.86 ns ± 0.67 ns**



# PPP results: **BIPM -TTS4 sn.141 AOS**



**2 046 195.96 ns ± 0.67 ns**

**2 046 196.23 ns ± 0.06 ns**

**PPP - OF = -0.27 ns ± 0.67 ns**



### 3. GNSS time transfer system performance monitoring

# Own earlier works at GUM and ... works within the 1152 Project



1152

*Started in 2010*

GNSS receiver performance monitoring

## TARGET

**... to monitor a difference between two or more GNSS receivers located at the same Lab and steered with the same Ref 1 pps signal ...**

anges of  
elays of different  
nt data taken  
so the data taken  
locks, but with  
ce

Theoretically, the difference between ...  
practically, this difference can vary due to  
equipment, different type of antennas and  
assumed that the data will be collected as  
permanent observations. The analysis will  
measurement data in CGGTTS format.  
calibrated because the subject of investigation  
one in the pair.

## PARTICIPANTS

**BEV (Austria)**  
**ÙFE/IPE (Czech Republik)**  
**PTB (Germany)**  
**SP (Sweden)**  
**GUM (Poland),**

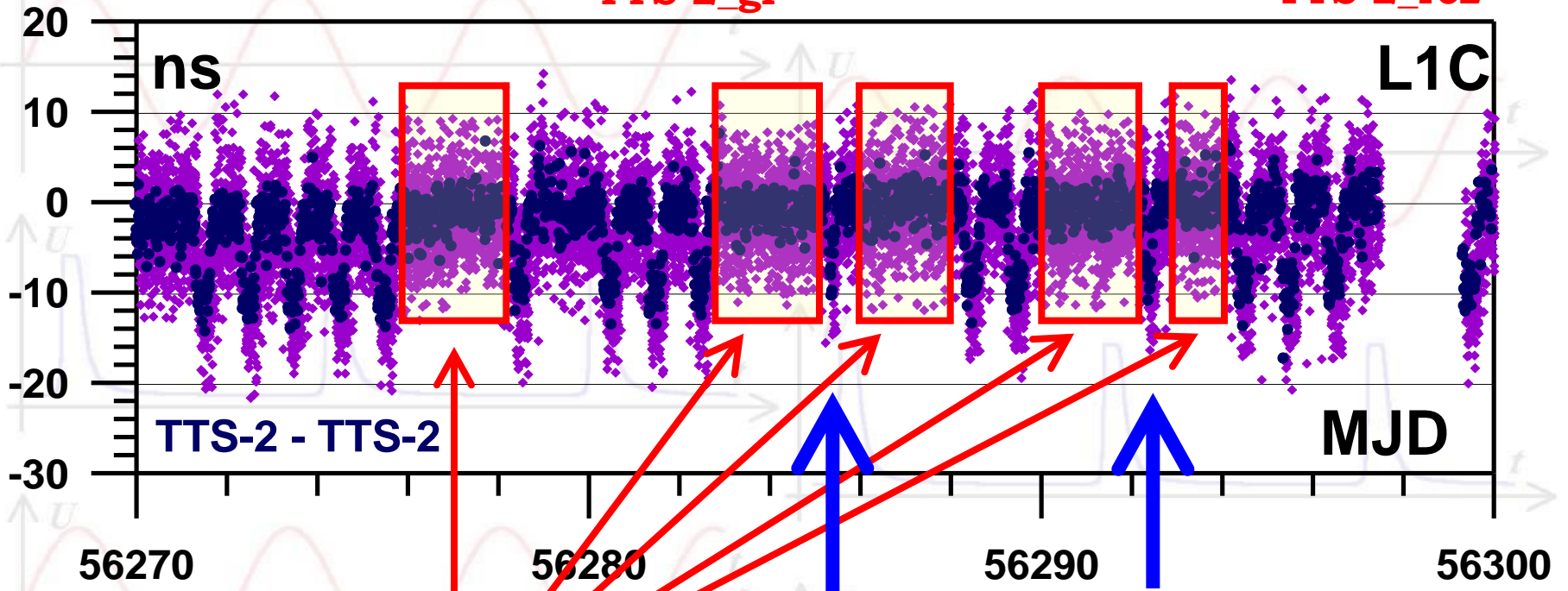
...



# GPS CV - code CA L1C: **GUM**

**TTS-2 - TTS-2**

**{UTC(PL) - Sat ##}**<sub>TTS-2\_gl</sub> - **{UTC(PL) - Sat ##}**<sub>TTS-2\_rez</sub>



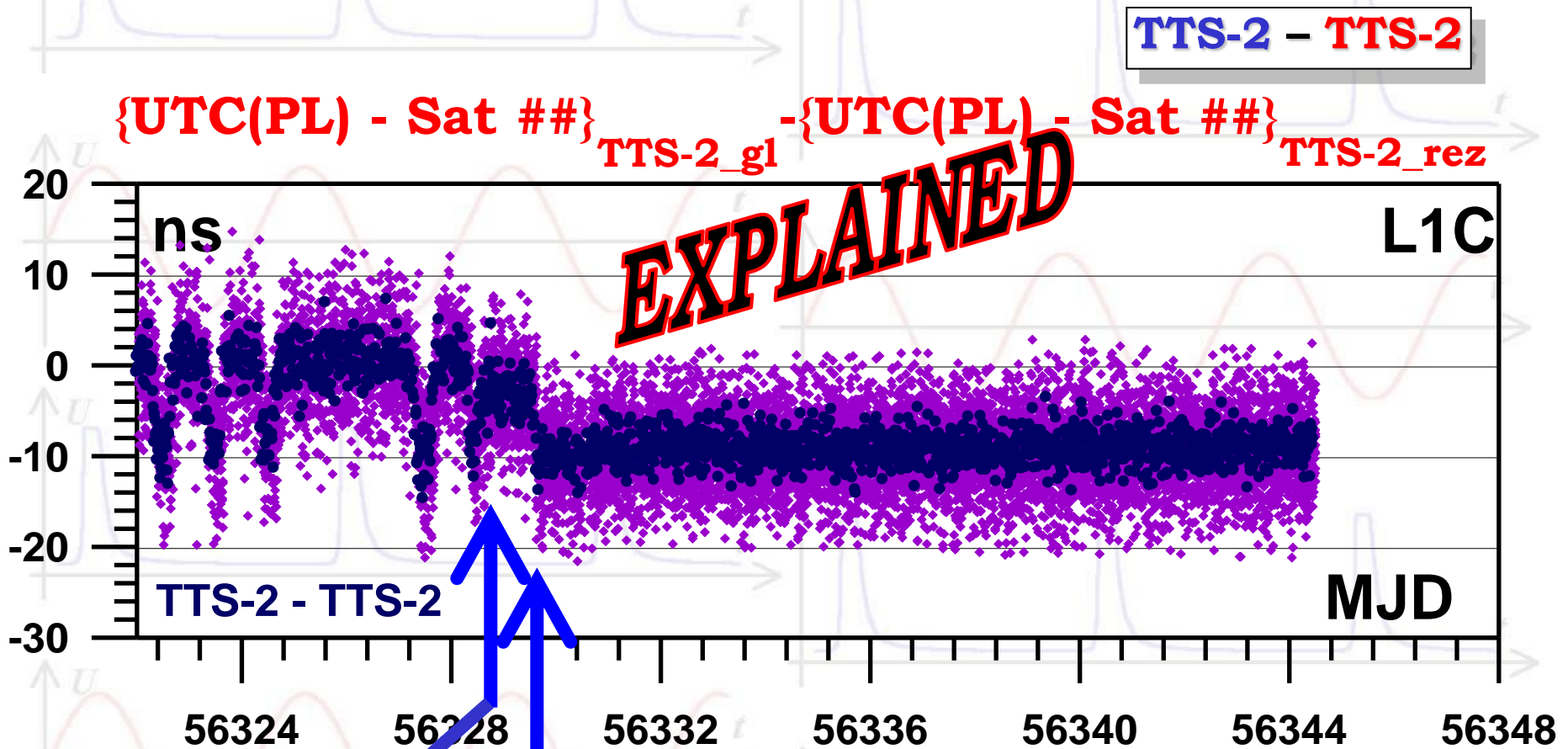
**24.12.2012 r.**

**31.12.2012 r.**

**weekends and holidays**

**single working days**

# GPS CV - code CA L1C: **GUM**

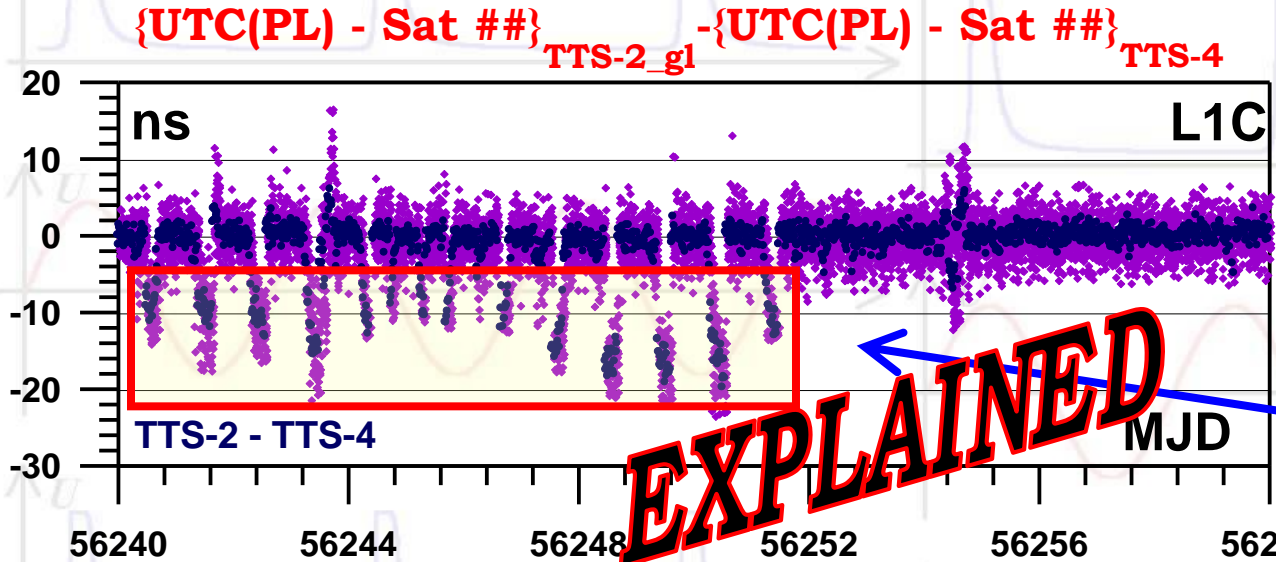


**EXPLAINED**

1. the change of localization of GPS receiver and antenna cable (further away from the monitor)

2. removal of dirty inside the receiver (corroded sponge flooded electronic inside receiver)

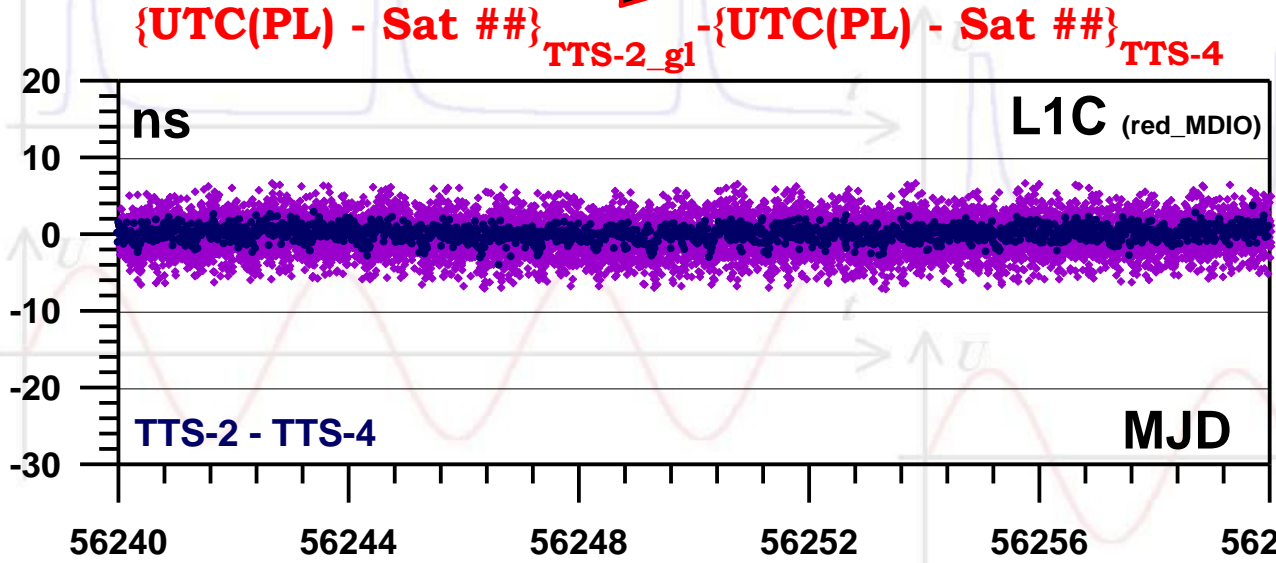
# GPS CV - code CA L1C: **GUM**



**TTS-2 - TTS-4**  
results **with**  
modelled  
ionospheric  
corrections (**MDIO**)

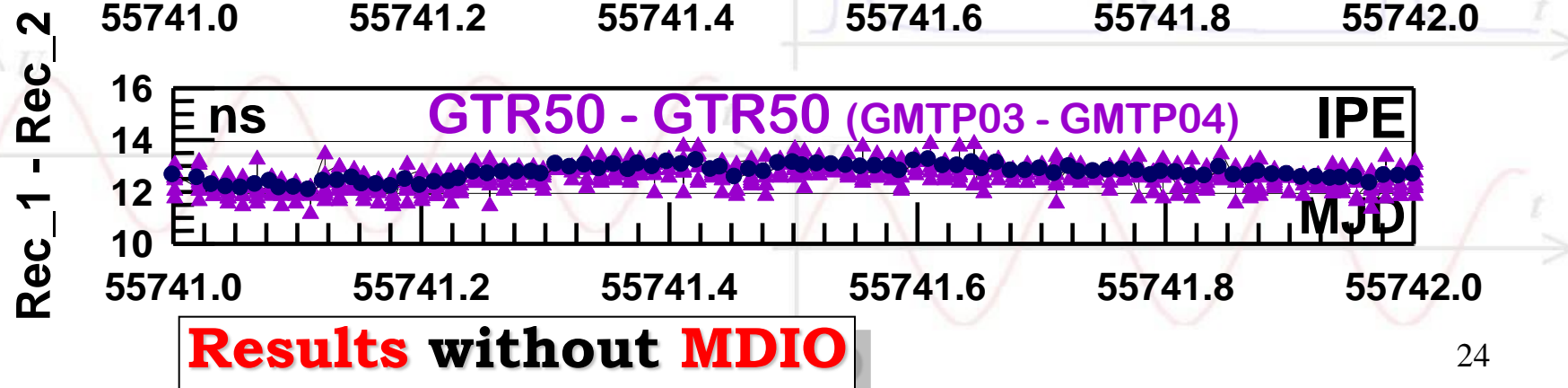
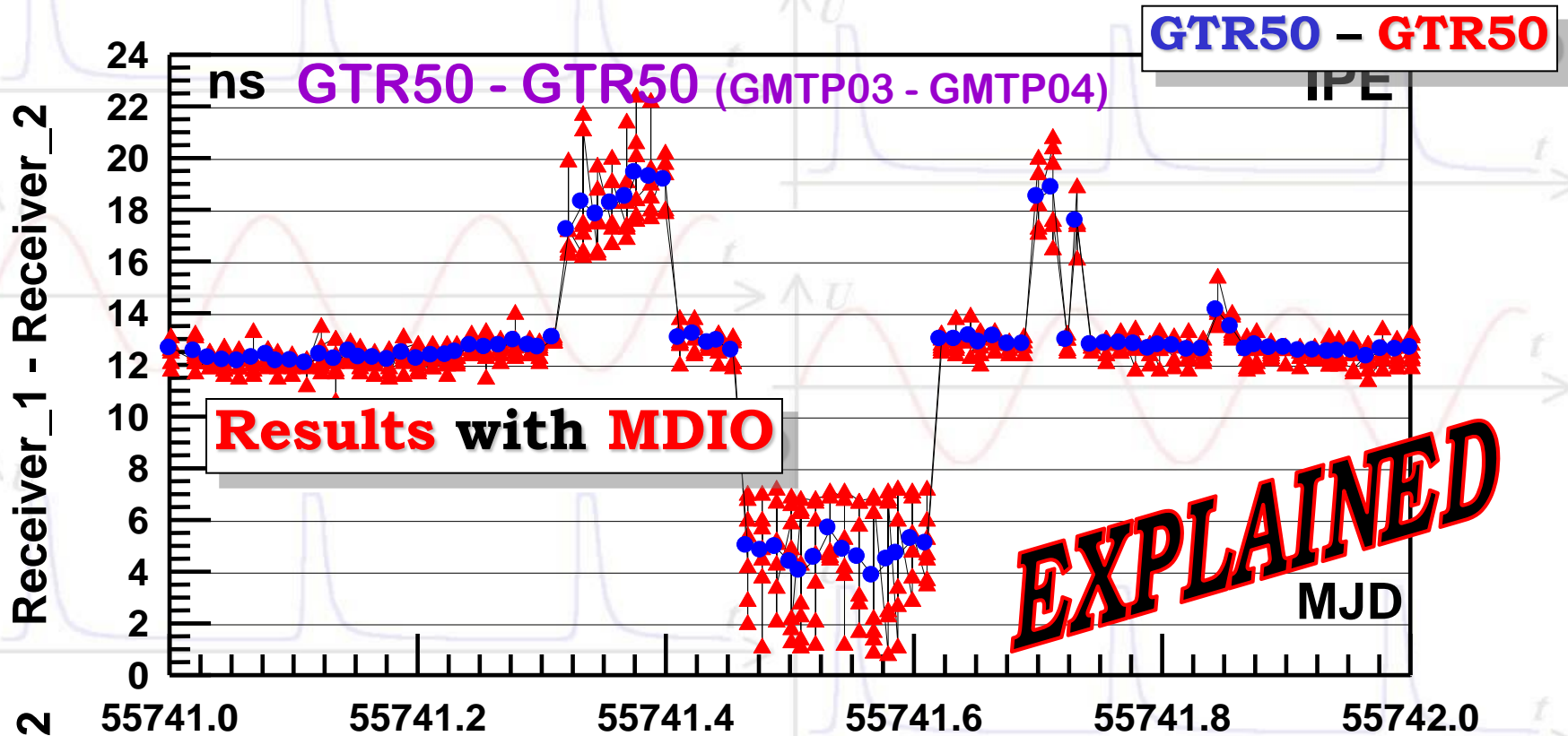
**EXPLAINED**

lack of conformity  
of ionospheric  
models



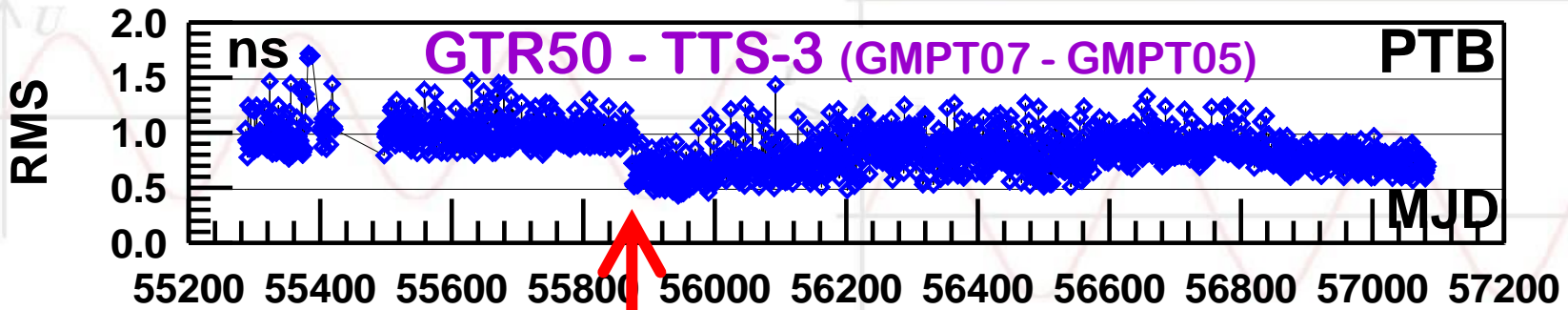
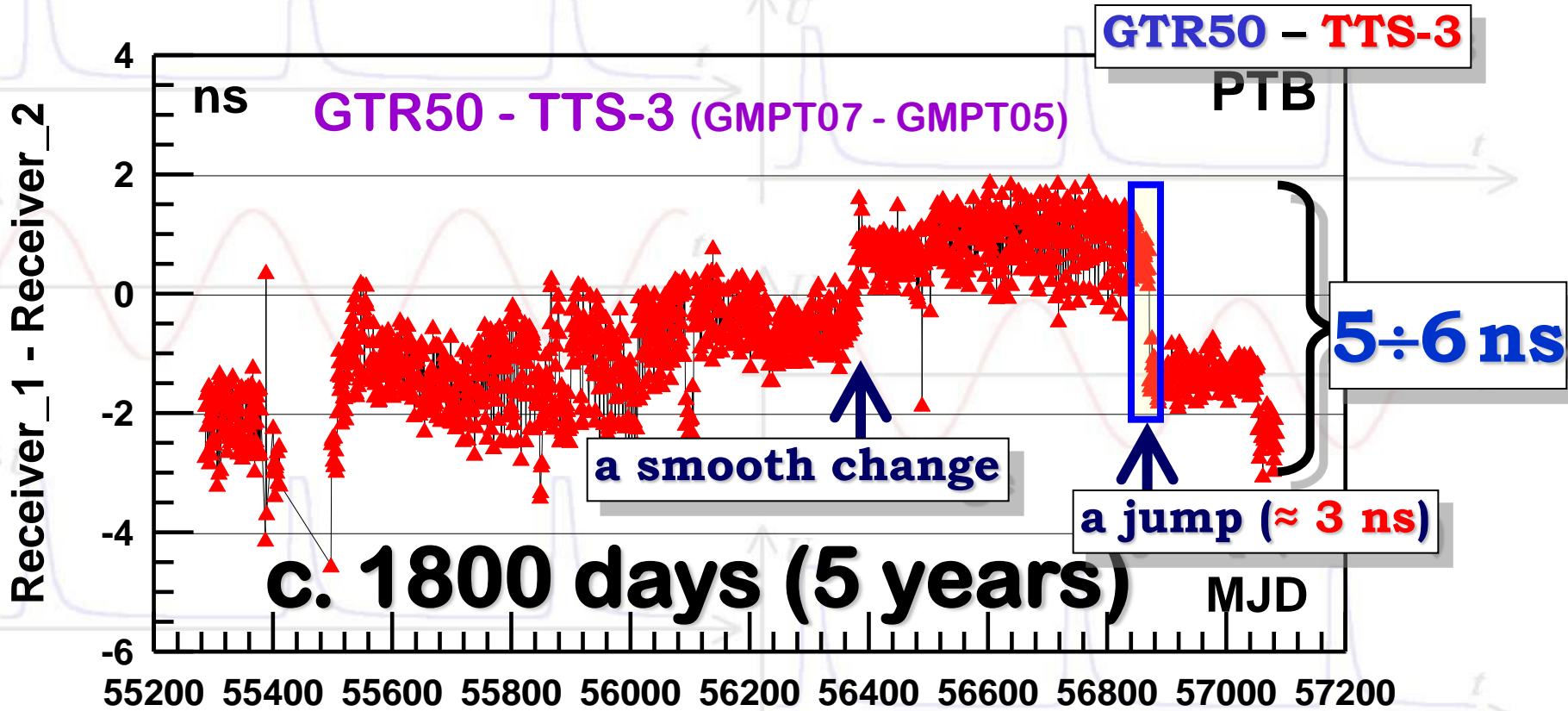
results **without**  
modelled  
ionospheric  
corrections (**no**  
**MDIO**)

# GPS CV - code CA L1C: IPE



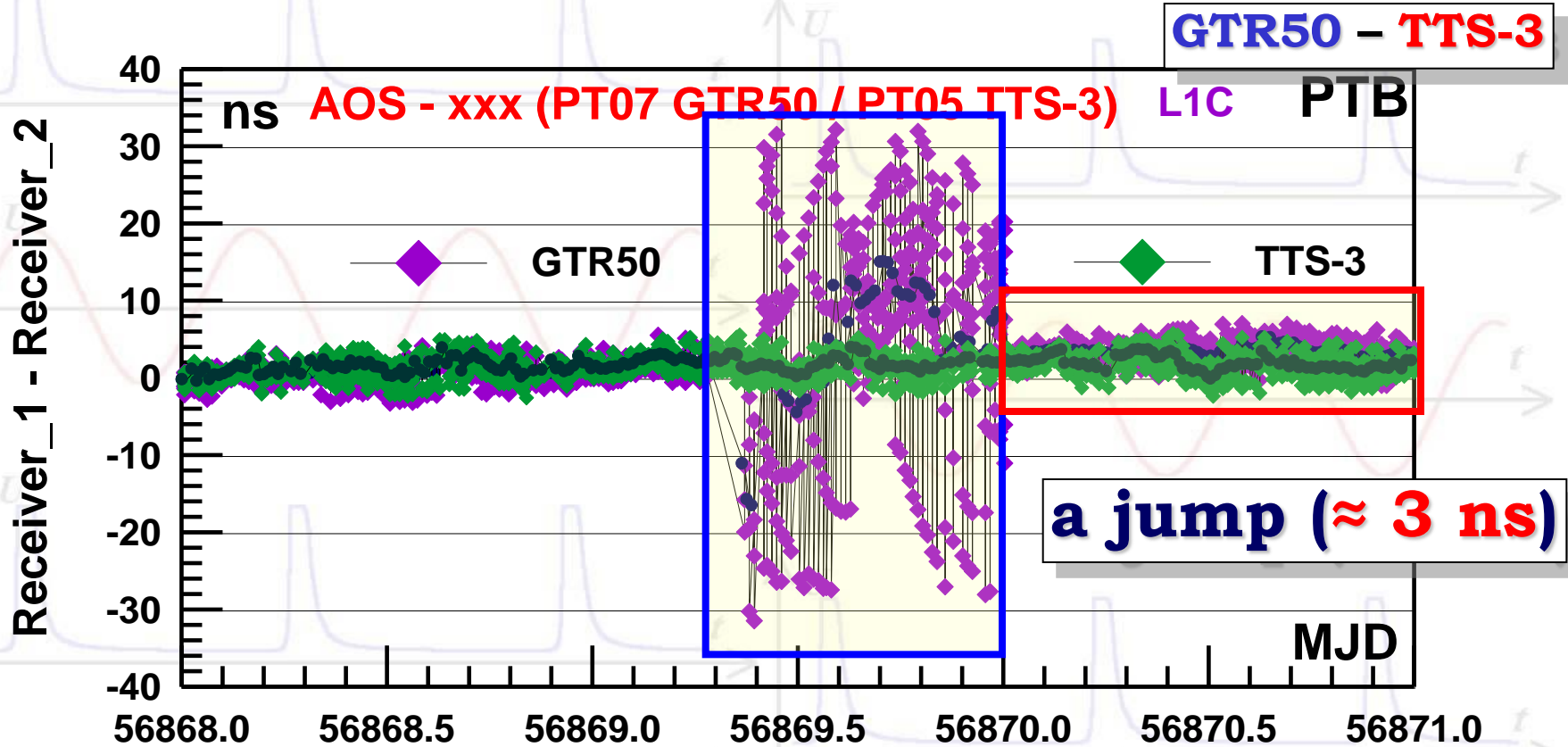


# GPS CV - L1C: **PTB**



**The same receiver GTR50 but new software**

# GPS CV – L1C: PTB

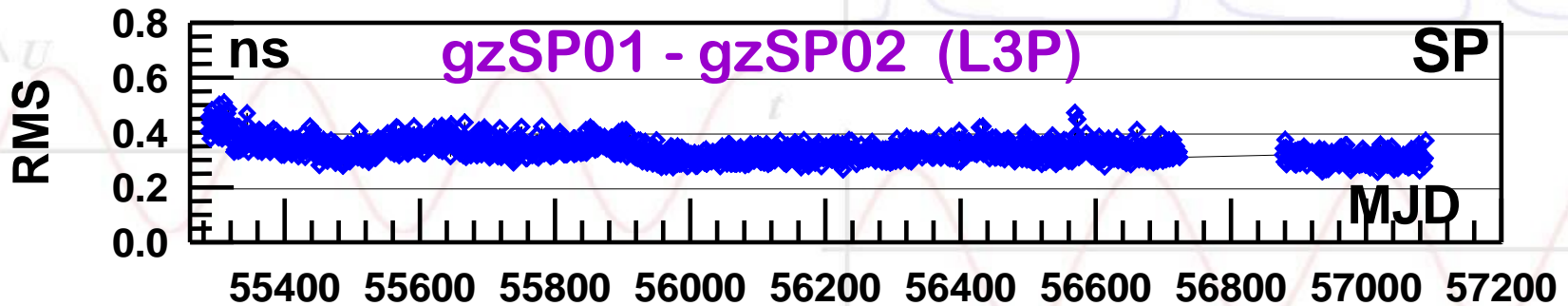
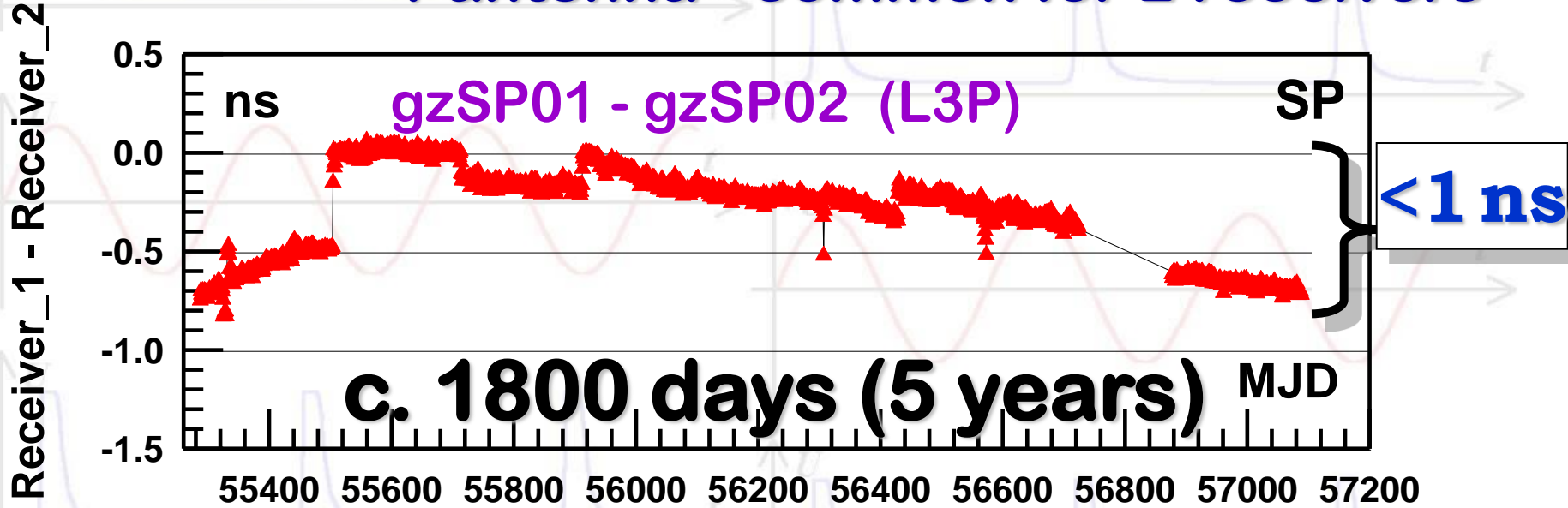


**Measurements results around the change**  
(referred to an external timescale: here to UTC(AOS))

**Some operation was done at GTR50  
and caused a jump?**  
(the same is observed for L3P)

# GPS CV - L3P: **SP**

1 antenna - common for 2 receivers



# 4. Analysis of precise time interval measurements performed with Time Interval Counters

with the help of A7-MX and ...

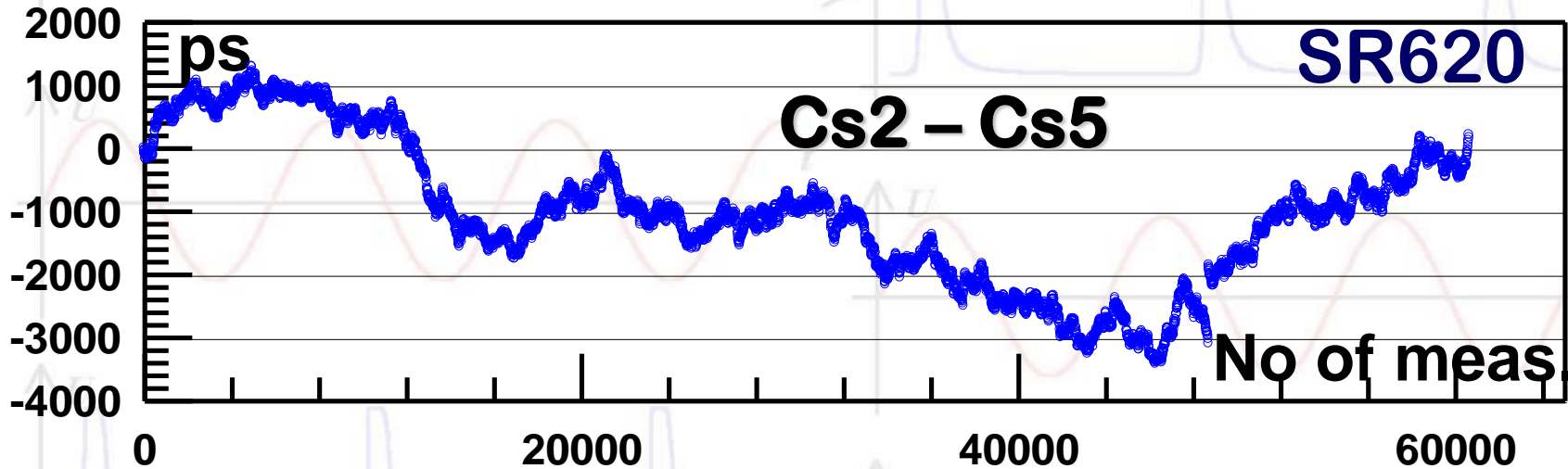


... a dual channel frequency distributor/divider

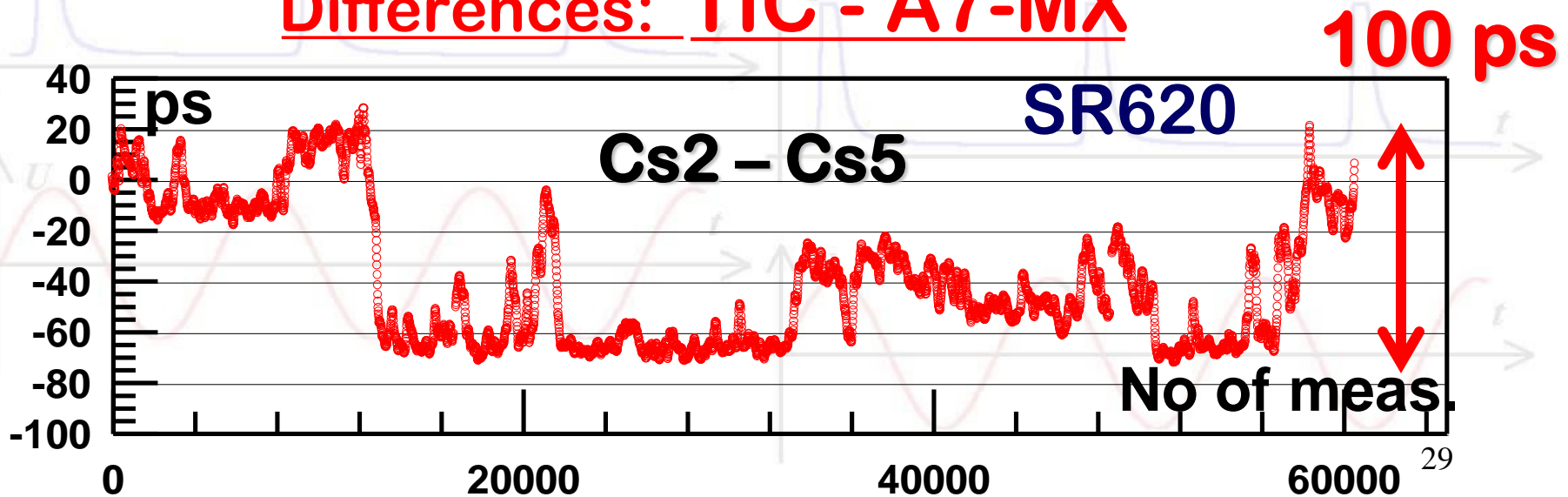


# Exemplary results – for SR620

## Changes of the measured time interval

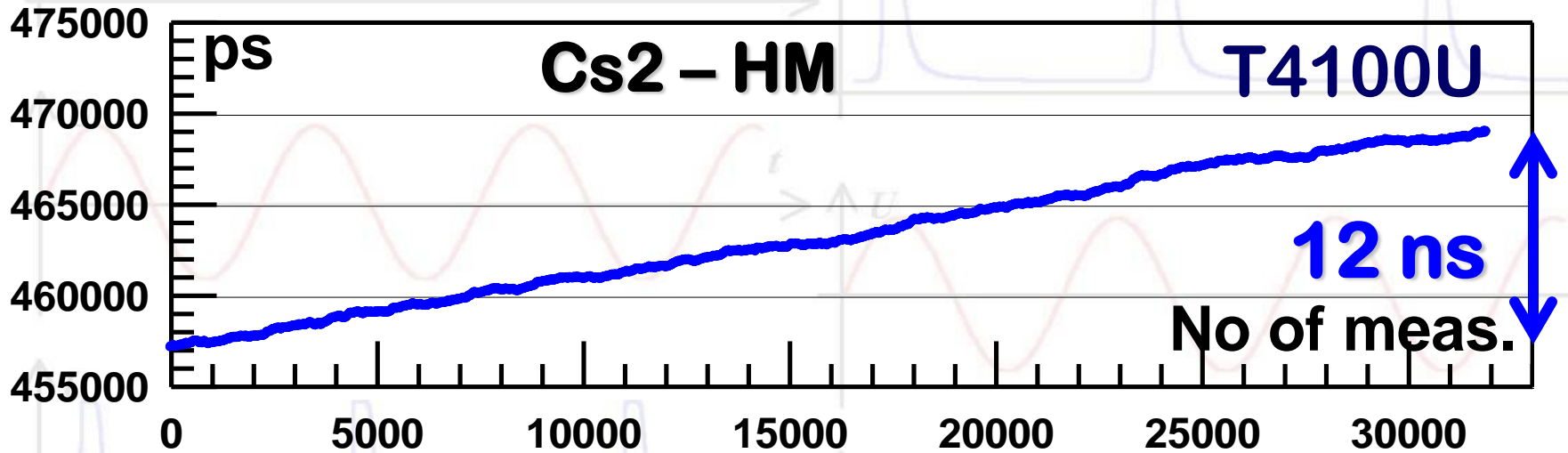


## Differences: TIC - A7-MX

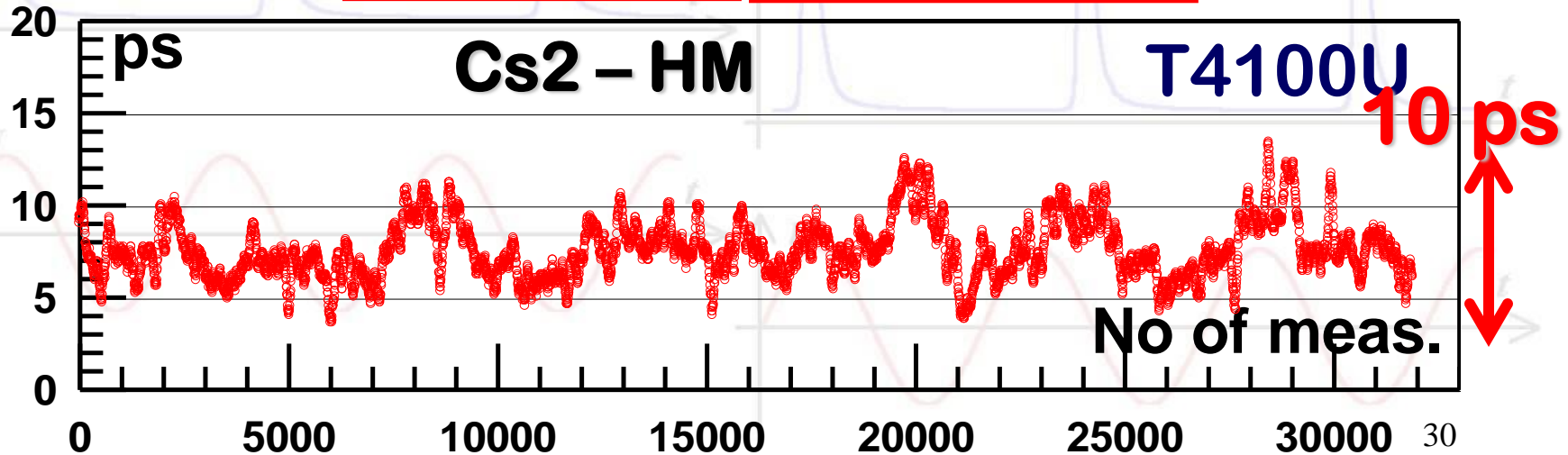


# Exemplary results – for T4100U

## Changes of the measured time interval



## Differences: TIC - A7-MX



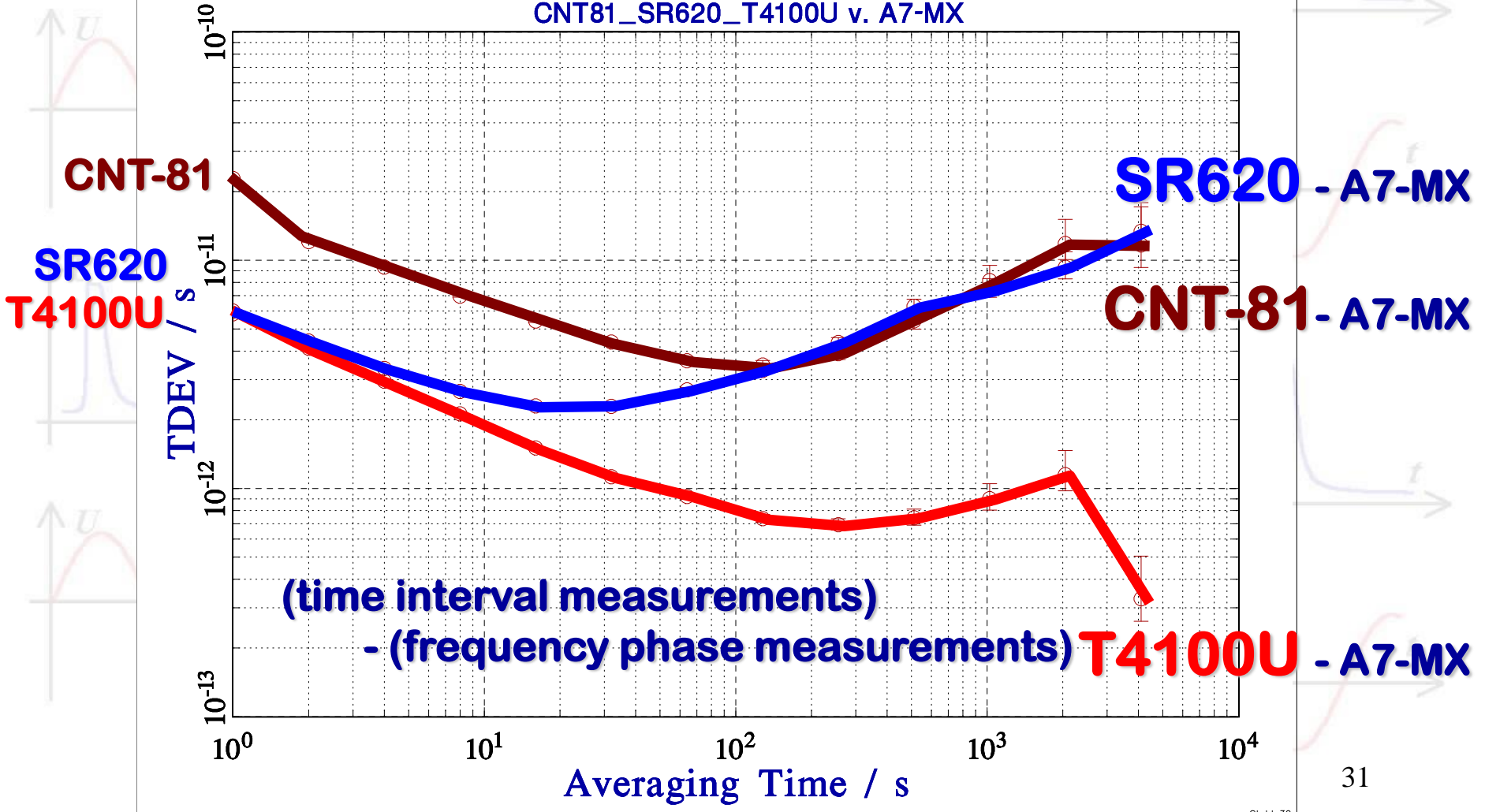


# Measured continuously changed time interval – TDEV for TIC - A7-MX

Date: 06/12/14 Time: 14:25:49

File: SIGMA\_roz\_all.TAU

## TIME STABILITY CNT81\_SR620\_T4100U v. A7-MX

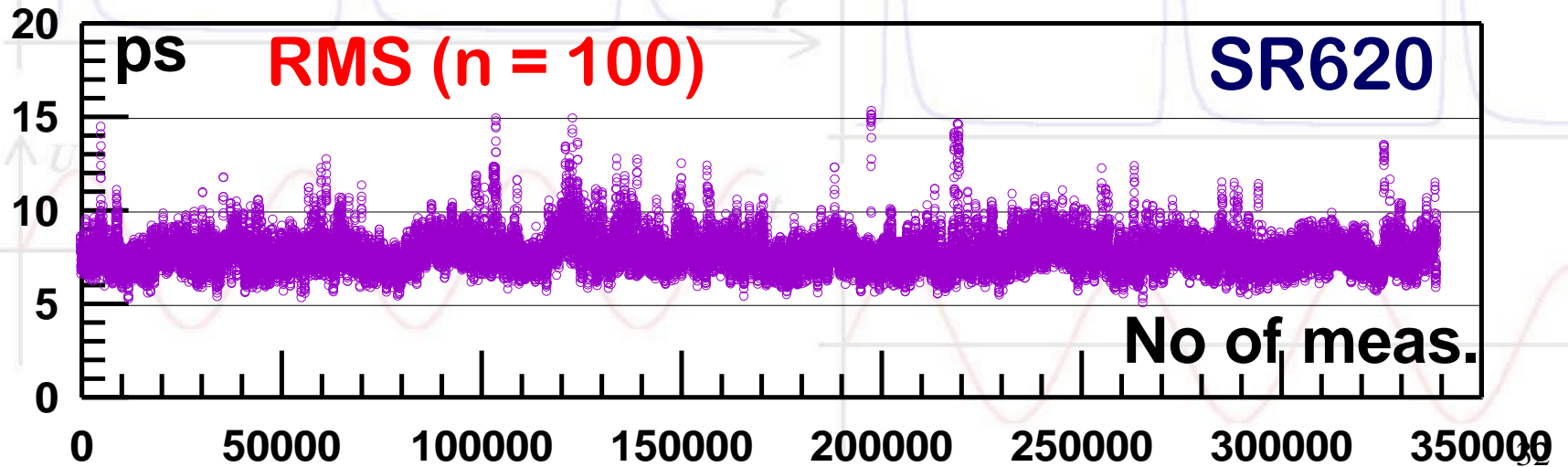
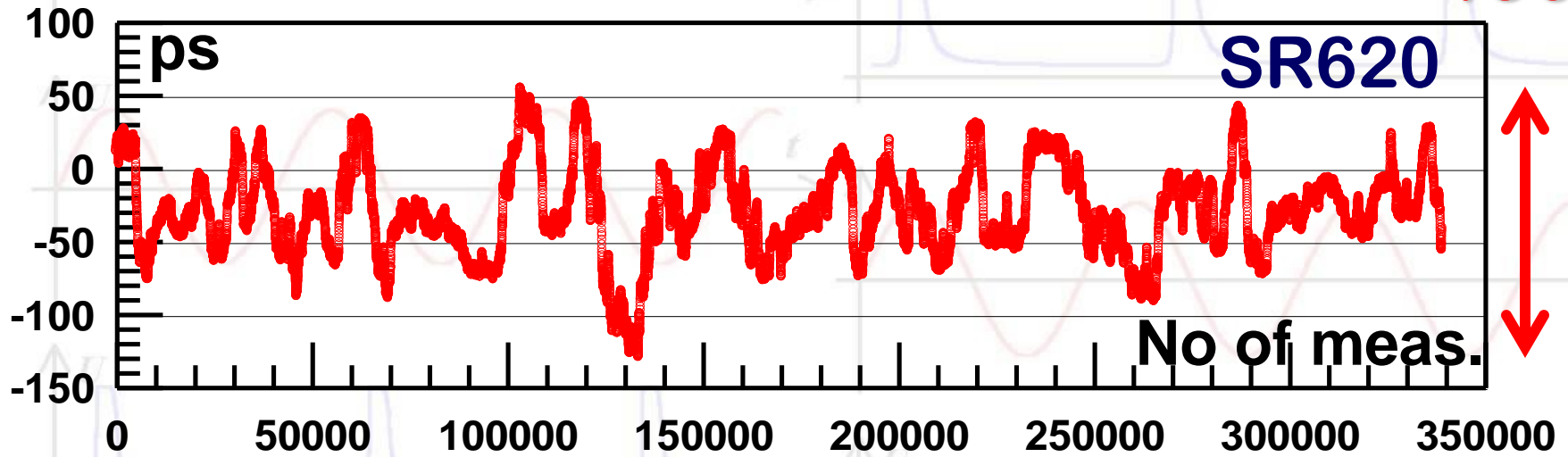




# Measurement of the constant time interval –

## SR620

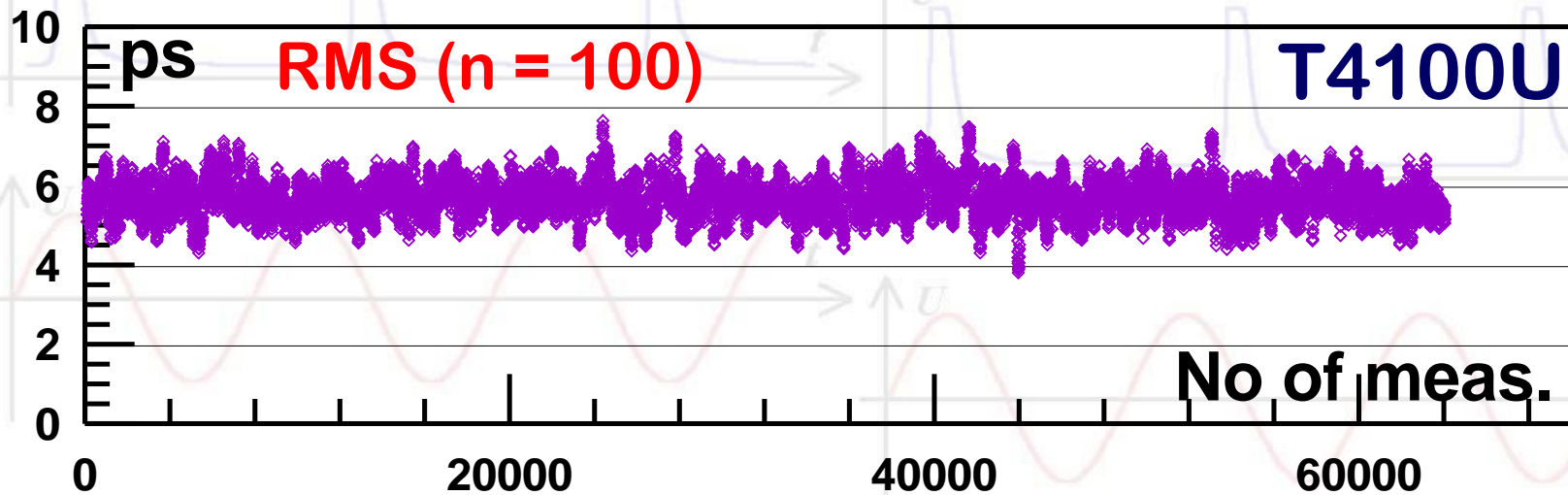
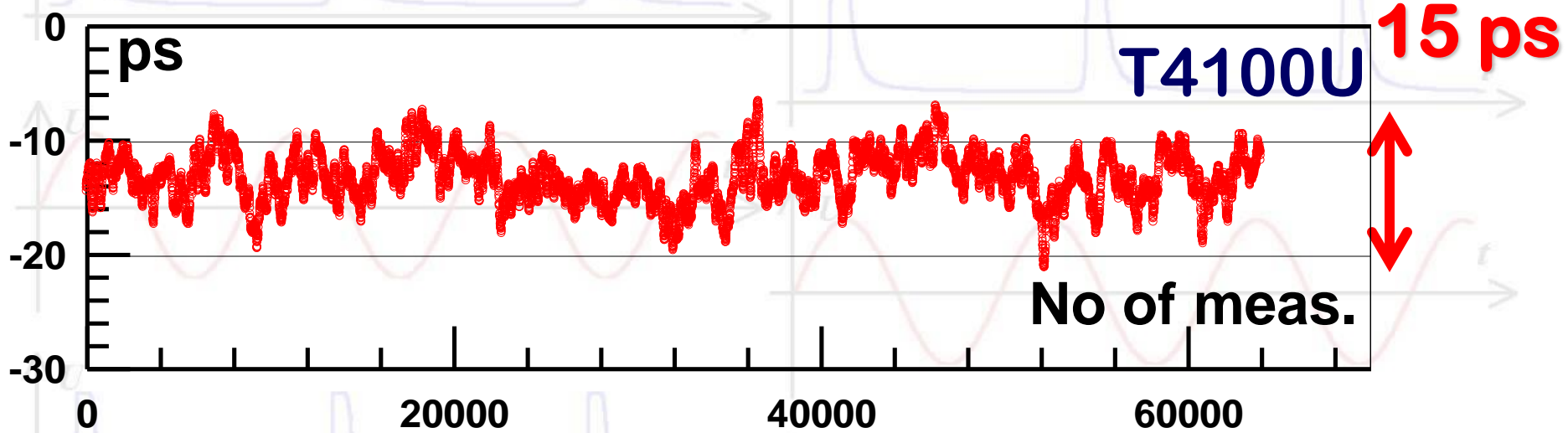
190 ps





# Measurement of the constant time interval –

## T4100U



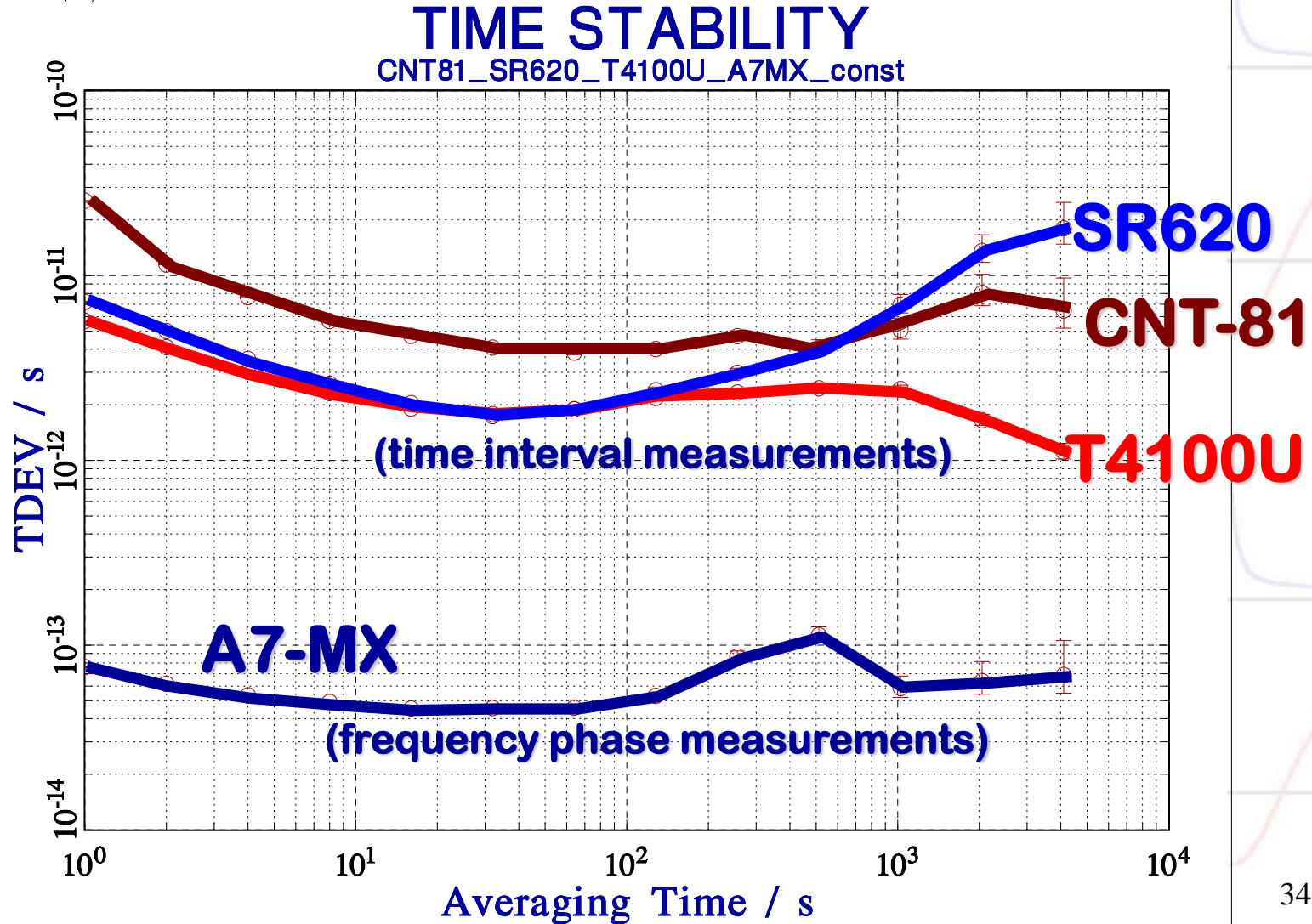
# Measured constant time interval – TDEV

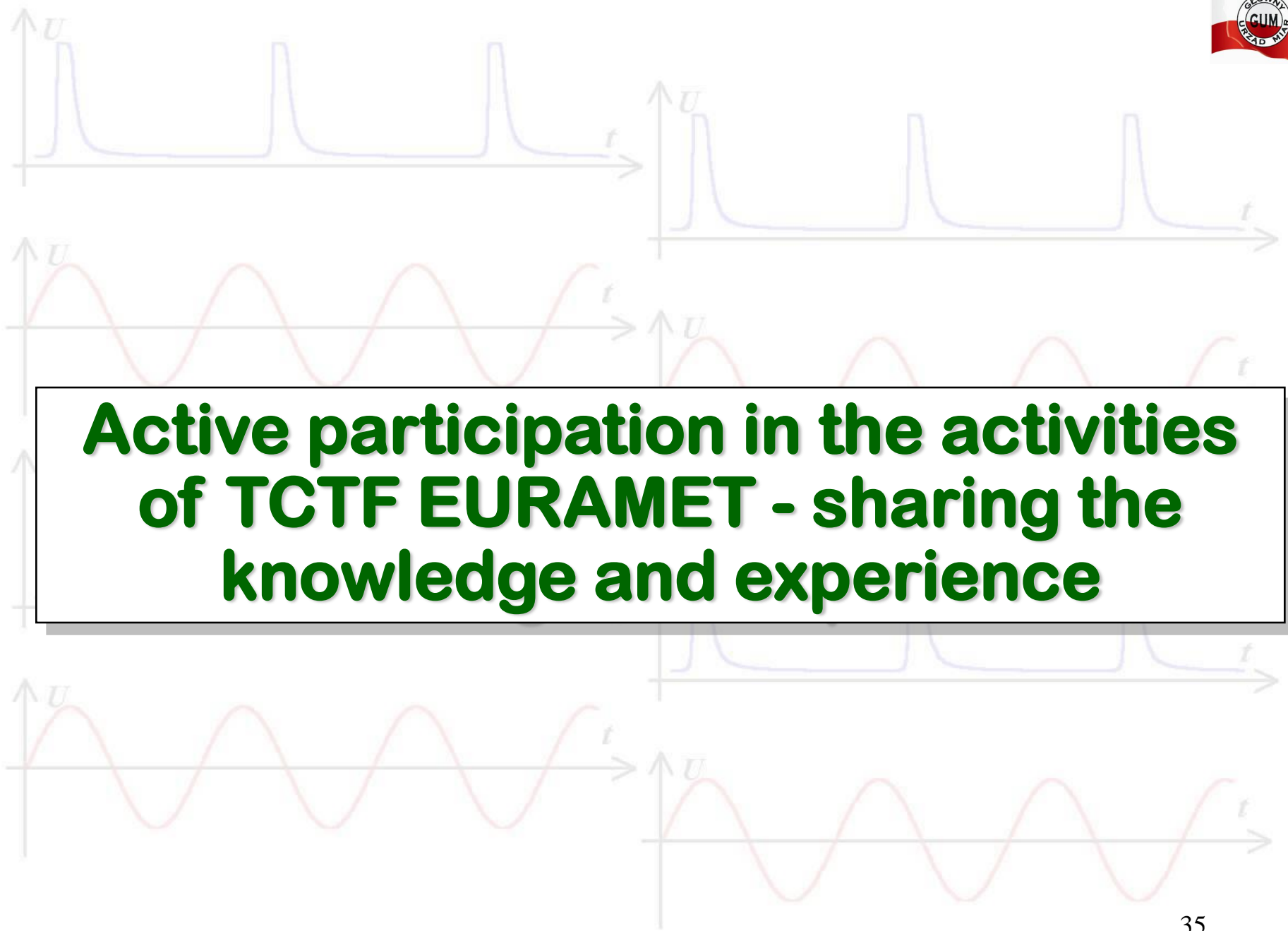
## SR620, CNT81, T4100U



Date: 06/12/14 Time: 13:34:19

File: SIGMA\_const\_all.TAU





**Active participation in the activities  
of TCTF EURAMET - sharing the  
knowledge and experience**

# 1152 Project – GNSS Receiver performance monitoring



## GNSS receiver performance monitoring

### COORDINATOR

Albin Czubla (GUM)

The aim of this project is differential verification of short-term and seasonal changes of calibration constants of GPS receivers, including variation due to changes of delays of different parts of equipment. The base method is collection and analysis of measurement data taken from pairs of GPS receivers working with the same local reference timescale, so the data taken from pairs of GPS receivers working with different local reference timescales/clocks, but with supplementary results of direct measurements between the used as a reference timescales/clocks, are accepted.

Theoretically, the difference between GPS receivers in such pairs should be constant, but practically, this difference can vary due to individual sensitivity on external temperature of the equipment, different type of antennas and different type of receivers and software. It is assumed that the data will be collected and analysed for the period of at least one year of permanent observations. The analysis will be performed for GPS C/A code mainly, so with measurement data in CGGTTS format. The involved GPS receivers do not have to be calibrated

### SUBJECTS

Time and Frequency (TF)

### COORDINATING

GUM (Poland)

### PARTICIPATING PARTNERS

BEV (Austria)

PTB (Germany)

SP (Sweden)

ÚFE/IPE (Czech Republic)

### FURTHER PARTNERS

SPI, Lithuania



# 1288 Project – Time interval comparison Pilot Study



## Time interval comparison Pilot Study

### COORDINATOR

[Rado Lapuh \(MIRS\)](#)

In 2007 the EUROMET TF.TI-K1 Comparison of time interval (cable delay) measurement was completed and the final report was issued by BEV. The main goal of that project was to The main conclusion was: The EURAMET 828 project showed that the transmission delay of any signal through a cable depends on several parameters and does not well define a measurement quantity “time interval” and we should be more aware of the fact that the value of a “cable delay”, even for the same cable, is not a fundamental constant. The project results did not immediately support the (then) defined T&F Key Comparison and it was not considered as a Supplementary Comparison. It is believed that a successful ILC on time interval is nevertheless possible, with the goal to support current CMCs for time interval and to gain better understanding of the time interval measurement through cable delay or other measurement techniques. For that, we need first to implement a successful Pilot Study.

### COORDINATING

[MIRS \(Slovenia\)](#)

### PARTICIPATING PARTNERS

[EIM \(Greece\)](#)

[GUM \(Poland\)](#)

[IMBiH \(Bosnia and Herzegovina\)](#)

[METAS \(Switzerland\)](#)

[MIRS/SIQ/Metrology \(Slovenia\)](#)

[NPL \(United Kingdom\)](#)

[SP \(Sweden\)](#)

[UME \(Turkey\)](#)

# Construction and characterisation of TI-generator (together with AGH)

Required:  
**Ext. 10 MHz input**

**127** different **Time Intervals**  
between **1 pps outputs**  
(from about: **20 ns** to **12  $\mu$ s**)



**Auxiliary display**

Precise matching of **1 pps outputs** = **close the same shape** of output signals

Rising slope:  
**< 0.5 ns/V**

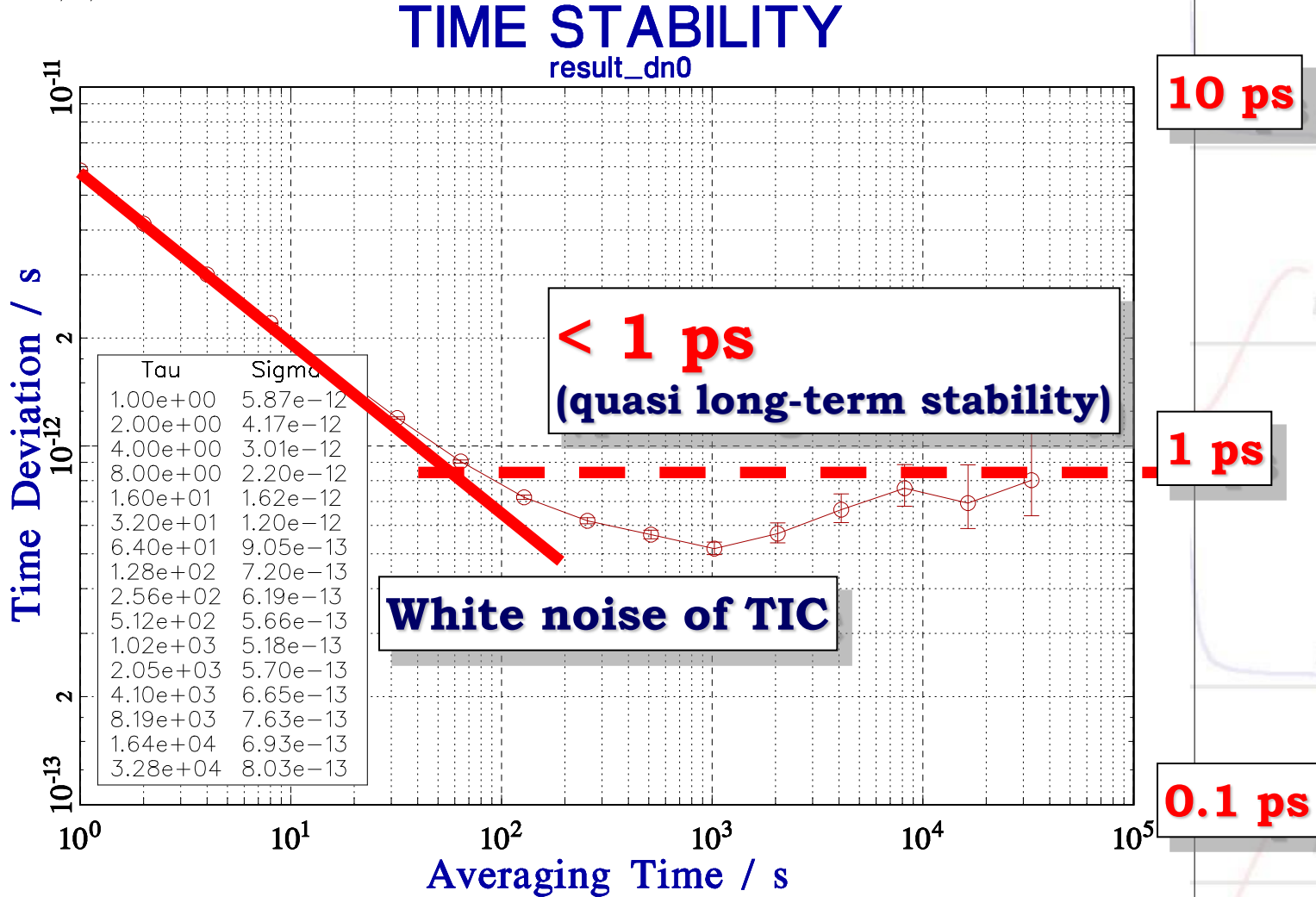
**SMA connectors**

**1 pps outputs**

**Electronic based Time Interval generator**  
**(PLL loops and programmable logic and counters)**

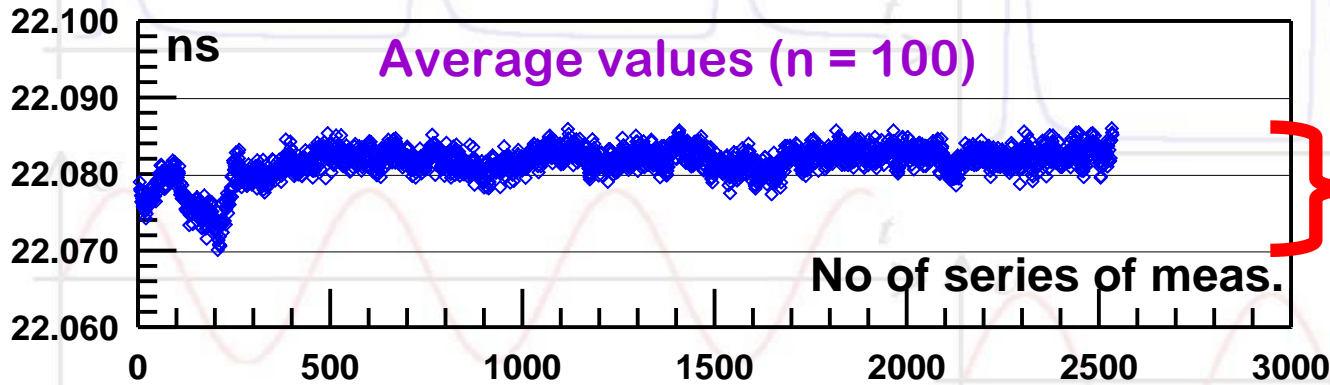
# TDev of output TI measurements

Date: 03/03/15 Time: 11:01:16 Data Points 20 thru 252991 of 252991 Tau=1.0000000e+00 File: result\_dn0\_10MHz\_corr.txt



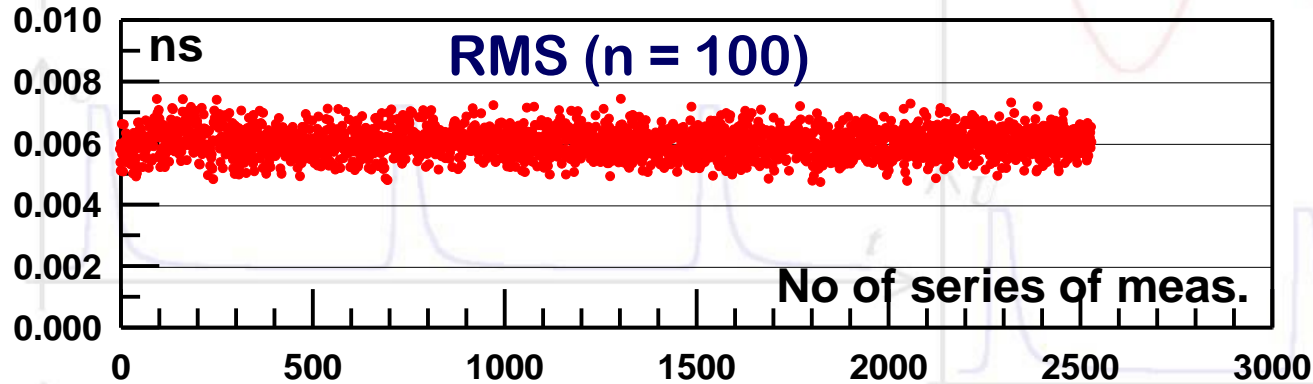
Stable32

# Exemplary continuous measurements of output signals

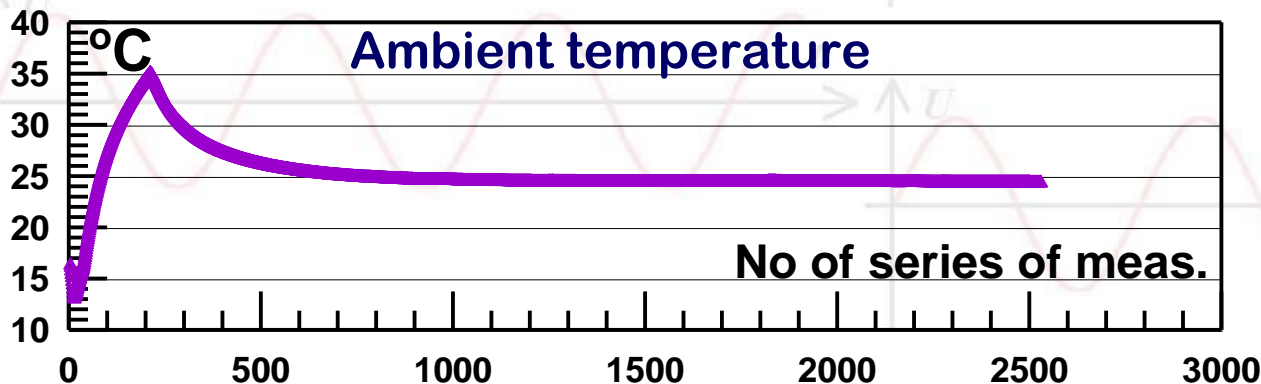


**TI  $\approx$  20 ns**

**13 ps  
(peak-to-peak)**



**Raw measurement data - no correction for differential cables and channels delays**



**No significant influence of temperature**



# Publications



# Publications – 1/3

1. Jiang Z., Czubla A., Nawrocki J., Lewandowski W., Arias E. F.: **Comparing a GPS time link calibration with an optical fibre self-calibration with 200 ps accuracy**, *Metrologia*, vol. 52 (2015), pp. 384-391
2. Śliwczyński Ł., Krehlik P., Czubla A., Buczek Ł., Lipiński M.: **Dissemination of time and RF frequency via stabilized fiber optic link over the distance of 420 km**, *Metrologia*, vol. 50 (2013), pp. 133-145
3. Kaczmarek J., Miczulski W., Koziół M., Czubla A.: **Integrated System for Monitoring and Control of the National Time and Frequency Standard**, *Instrum. and Meas., IEEE Trans. on*, vol. 62, poz. 10 (2013), pp. 2828-2838
4. Czubla A., Konopka J., Nawrocki J.: **Realization of atomic SI second definition in the context of UTC(PL) and TA(PL)**, *Metrol. Meas. Syst.*, vol. 13 (2/2006), pp. 149-160
5. Azoubib J., Nawrocki J., Lewandowski W.: **Independent atomic timescale in Poland – organization and results**, *Metrologia* 40 (2003), pp. S245-S248
6. Czubla A., Osmyk R., Szterk P., Krehlik P., Śliwczyński Ł., Szplet R., Jachna Z., Różyc K., **Verification of TIC Characteristics for Precise Optical Fiber Time Transfer Links**, in *Proc. of European Frequency and Time Forum (EFTF)*, 2014

## Publications – 2/3

7. Jiang Z, Czubla A, Nawrocki J, Lewandowski W and Arias F: **Towards accurate optical fibre time transfer in UTC**, in *Proc. of European Frequency and Time Forum (EFTF)*, 2014
8. Adamowicz W., Bińczewski A., Bogacki W., Czubla A., Dunst P., Igalson J., Kołodziej J., Krehlik P., Lemański D., Lipiński M., Nawrocki J., Nogaś P., Ostapowicz P., Pawszak T., Pieczerak J., Stroiński Maciej, Śliwczyński Ł., Turza K.: **OPTIME – time and frequency dissemination system based on fiber optical network – PIONIER**, in *Proc. of European Frequency and Time Forum & International Frequency Symposium (EFTF/IEC)*, 2013 Joint
9. Marszalec M., Lusawa M., Czubla A., Lewandowski W.: **Research on Timescale algorithms in Database for TA(PL)**, in *Proc. of European Frequency and Time Forum & International Frequency Symposium (EFTF/IEC)*, 2013 Joint
10. Czubla A., Osmyk R., Szterk P., Adamowicz W., Marszalec M., Śliwczyński Ł.: **Optical Fiber Time and Frequency Transfer inside Urban Telecom Network in Warsaw – Results of Initial Tests**, in *Proc. of European Frequency and Time Forum (EFTF)*, 2012

## Publications – 3/3

11. Czubla A., Śliwczyński Ł., Krehlik P., Buczek Ł., Lipiński M., Nawrocki J.: **Stabilization of the propagation delay in fiber optics in a frequency distribution link using electronic delay lines: first measurement results**, in *Proc. 42nd Annual Precise Time and Time Interval (PTTI) Meeting, 2010*
12. Marszalec M., Czubla A., Nerkowski D.: **Database for TA(PL) and UTC(PL)**, in *Proc. 40th Annual Precise Time and Time Interval (PTTI) Meeting, 2008*
13. Czubla A., Konopka J., Górnik M., Adamowicz W., Struś J., Pawszak T., Romsicki J., Lipiński M., Krehlik P., Śliwczyński Ł., Wolczko A.: **Comparison of precise time transfer with usage of multi-channel GPS CV receivers and optical fibers over distance of about 3 km**, in *Proc. 38th Annual Precise Time and Time Interval (PTTI) Meeting, 2006*



**Thank you  
for your attention**

**Warsaw**



**Albin Czubla**

**Laboratorium  
Czasu i Częstotliwości  
Zakład Elektryczny  
Główny Urząd Miar (GUM)**

**Time and Frequency  
Laboratory  
Electricity Department  
Central Office of Measures (GUM)**

**Główny Urząd Miar  
2 Elektoralna Str., 00-950 Warsaw, P-10**

**phone: +48 22 581 91 56  
fax: +48 22 581 94 99  
e-mail: [timegum@gum.gov.pl](mailto:timegum@gum.gov.pl)**